



The University of Sydney

Undergraduate Studies Committee

Committee Officer: Ms Louise Young

Secretariat, Quadrangle, A14

Phone: 9036 7891; Fax: 9351 3572

E-mail: l.young@secretariat.usyd.edu.au

Web site: www.usyd.edu.au/ab/committees/UG_studies/index.shtml

Supplementary Agenda for the meeting to be held at 10am on Wednesday, 21 October 2009.

Members are asked to note the inclusion of the recommendations for the following revised item:

8. Honours reports from faculties
 - 8.1 Faculty of Education and Social Work
 - 8.2 Faculty of Nursing and Midwifery
 - 8.3 Faculty of Pharmacy
 - 8.4 Sydney Conservatorium of Music

Recommendation

That the Undergraduate Studies Committee note the report on 2008 Honours awards from the Faculty of Education and Social Work, the Faculty of Nursing and Midwifery, the Faculty of Pharmacy and the Sydney Conservatorium of Music.

**Agenda item 8
Honours reports from faculties**

8.1 Faculty of Education and Social Work

Honours Results, 2008

	FAIL <50 %(N)	PASS 50 – 65 %(N)	HONS II ii 65 – 69 %(N)	HONS II i 70 – 74 %(N)	HONS I 75+ %(N)
PRIMARY ED (35)	0% (0)	5.7% (2)	11.5% (4)	28.6% (10)	54.2% (19)
SECONDARY ED BED/BA (19)	5.3% (1)	0% (0)	5.3% (1)	21.1% (4)	68.3% (13)
SECONDARY ED BEd/Science (2)	0% (0)	0% (0)	50% (1)	50% (1)	0% (0)
SECONDARY ED Maths (4)	0% (0)	0% (0)	50% (2)	25% (1)	25% (1)
HMHE (14)	0% (0)	0% (0)	21.3% (3)	35.7% (5)	43% (6)
ALL STUDENTS (74)	1.4% (1)	2.7% (2)	14.8% (11)	28.4% (21)	52.7% (39)

Honours Results 2006-2008

This report incorporates figures for the following undergraduate programs:

- BEd (Primary Teaching)
- BEd (Human Movement & Health Education)
- Combined Degree (Secondary Teaching) BA Humanities
- Combined Degree (Secondary Teaching) BSc Mathematics
- Combined Degree (Secondary Teaching) BSc Science
- BEd Social Work

Table 1: Summary of numbers of students for each program

Program	2006		2007		2008	
	Total Hons	Hons 1	Total Hons	Hons 1	Total Hons	Hons 1
BEd (Prim)	63	14	80	21	35	19
BEd HMHE	38	2	27	6	14	6
BEd/BA	39	7	27	3	19	13
BEd Maths	8	0	9	3	4	1
BEd Sci	4	2	4	1	2	0
Social Work	55	11	64	20	54	13

Comparison of results across the years is problematic because of the changes in the way Honours awards have been determined. In 2006 and 2007 the award was determined by calculated WAM only. In 2008 the research and dissertation component was reintroduced. However the overall trend when comparing 2008 to 2006/7 is that fewer students are gaining an Honours award (of any level), but a larger proportion of students are gaining an Honours First Class Award. This same pattern can be seen in each separate program, except Mathematics and Science where the numbers are very small.

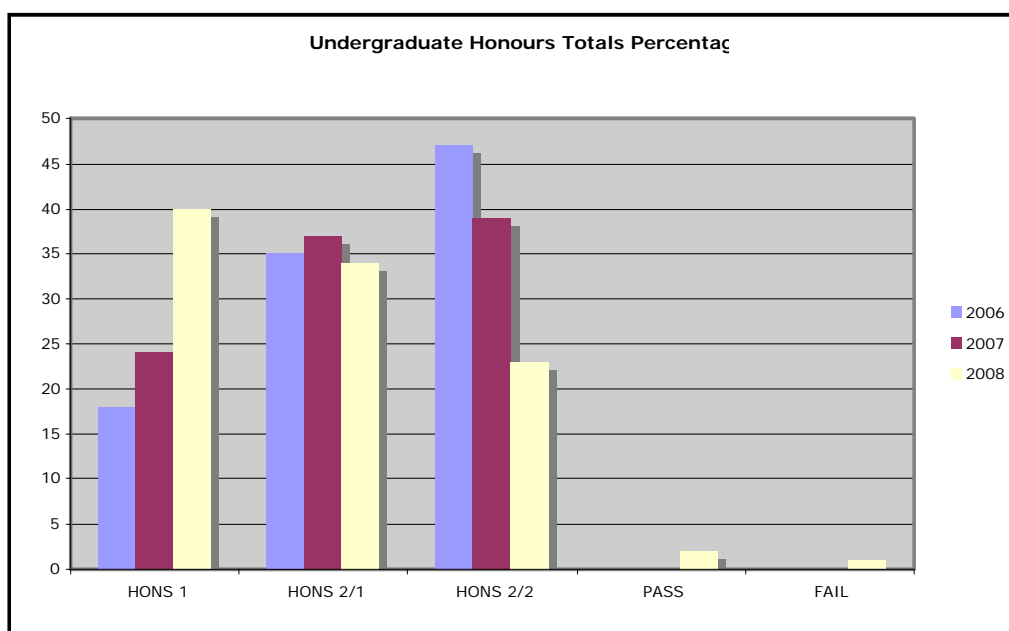
Table 2: Totals for all Undergraduate Programs

Year	Hons 1	Hons 2/1	Hons 2/2	Pass	Fail	TOTAL
2006	36	73	98	0	0	207
2007	54	81	87	0	0	222
2008	52	44	29	2	1	128

Table 3: Totals for all Undergraduate Programs - Percentages

Year	Hons 1	Hons 2/1	Hons 2/2	Pass	Fail	n
2006	18	35	47			207
2007	24	37	39			222
2008	40	34	23	2	1	128

Figure 1: Totals for all Undergraduate Programs - Percentages



8.2 Faculty of Nursing and Midwifery

Bachelor of Nursing (Honours) (completed 2008, graduated 2009)

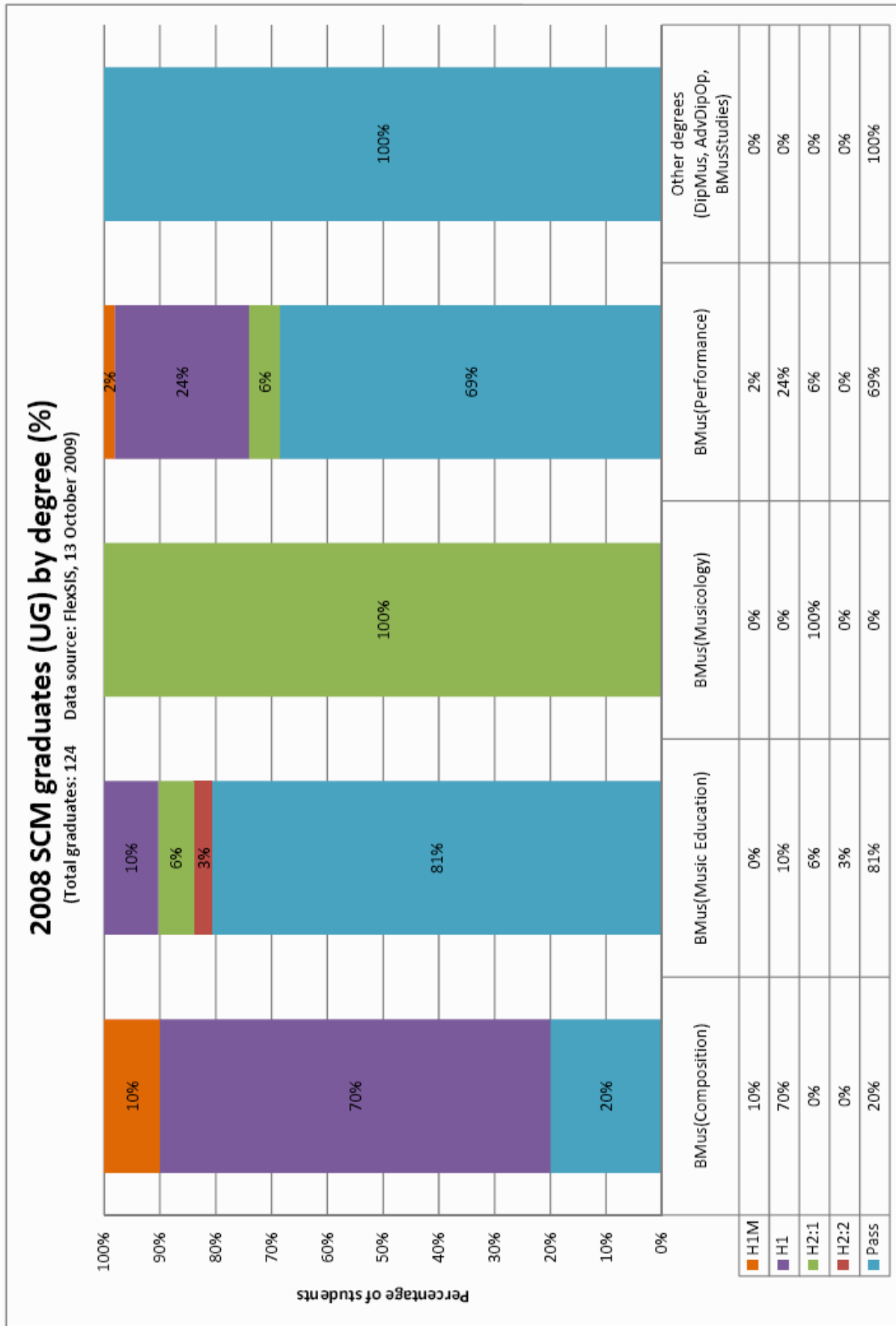
First class BN(Hons) plus University Medal	1 student	50% of cohort
First class BN(Hons)	1 student	50% of cohort

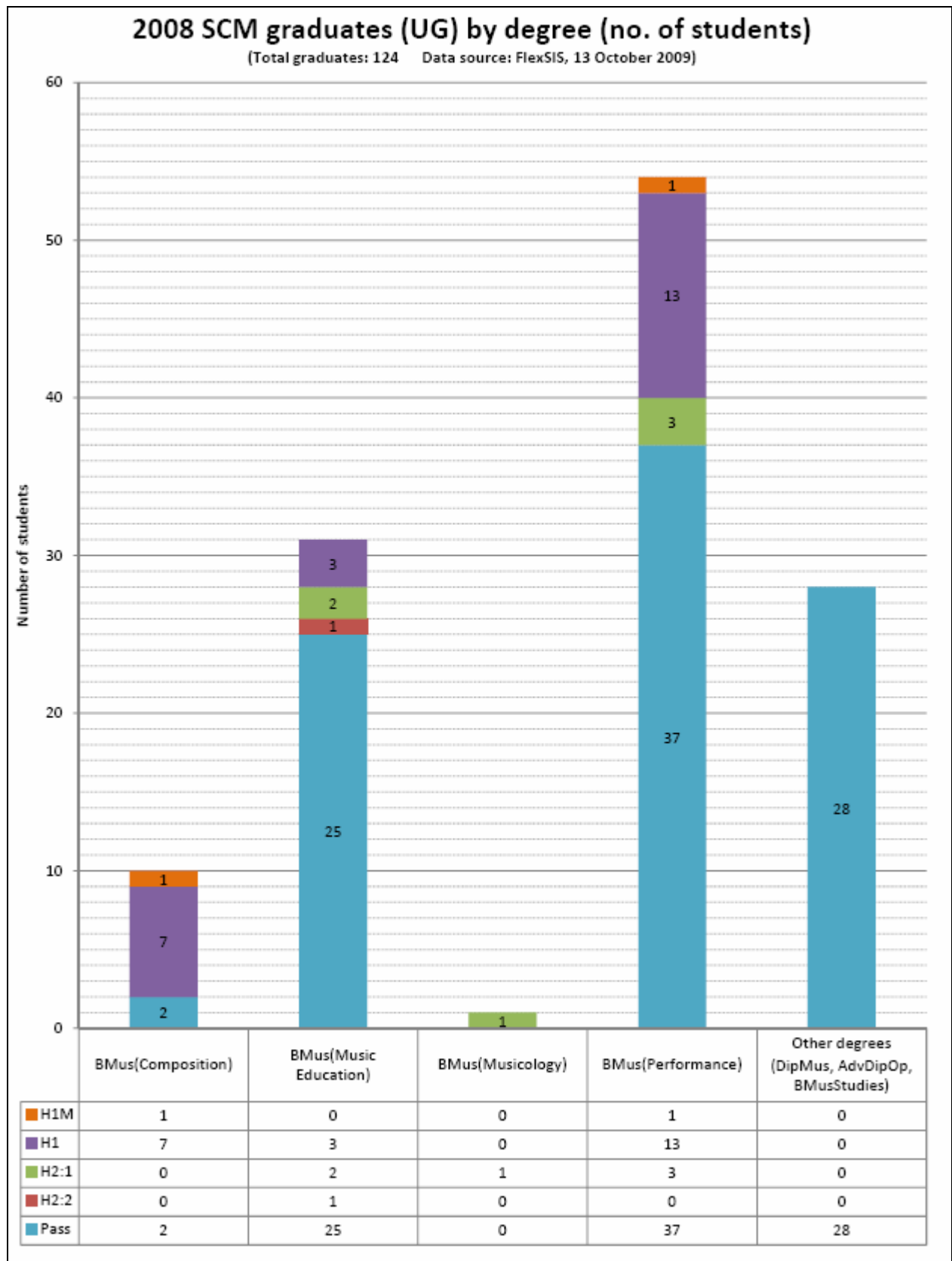
8.3 Faculty of Pharmacy

Bachelor of Pharmacy – Honours Results 2008

	H1Medal	H1	H2.1	H2.2	Pass	Total
Number	4	28	11	1	186	230
Percentage	1.7	12.2	4.8	0.4	80.9	

8.4 Sydney Conservatorium of Music





Recommendation

That the Undergraduate Studies Committee note the report on 2008 Honours awards from the Faculty of Education and Social Work, the Faculty of Nursing and Midwifery, the Faculty of Pharmacy and the Sydney Conservatorium of Music.