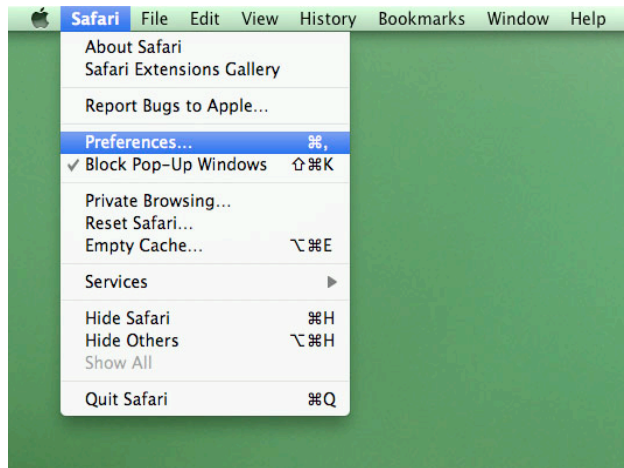


Safari Preferences

Mac users → Click on the Safari in the top of your browser. Choose Preferences.

We recommend that PC users to use Firefox or Chrome rather than Safari as a second browser with Blackboard.



TIP: Choosing 'About Safari' will tell you what browser version you are running. You should be running Version 4 upwards. Update Safari if your version number is less than 4.

A window will open as pictured below:

Click on the 'Security' tab.

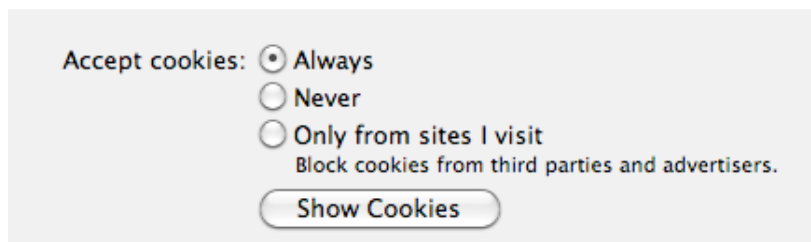
Check that 'Enable Plugs-ins' is ticked.

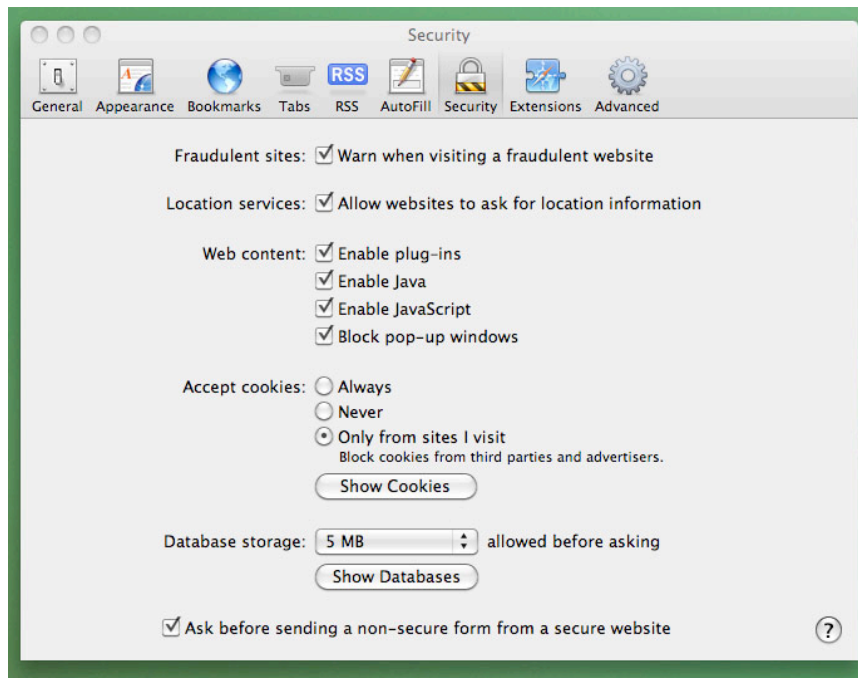
Enable Java should be ticked by default.

'Block Pop-Up Windows' can be **either** ticked or not ticked.

ACCEPT COOKIES

You must have your cookies set to '**ALWAYS**' or to '**Accept Cookies only from sites I visit**'. If you are having trouble accessing Lectopia files in your eLearning sites please choose the 'Always' setting.





Click on the 'General' tab – this will let you set your browser to open on your preferred website, or the most used.

You can set where your files download to, or get them to ask you ever time before they save. We recommend have downloads folder. It makes it easier to clean up, and to find your files.

