

BB3980945
M. Mell

The University of Sydney



FACULTY OF MEDICINE
HANDBOOK

1966



Price Five Shillings
(50 cents)

X 317 14

The University of Sydney



FACULTY OF MEDICINE

HANDBOOK

1966

CONTENTS

Terms and Vacations, 1966	5
The Faculty of Medicine	6
Numbers of Students in Each Year from 1962 to 1965	6
Teaching Staff in the Faculty of Medicine	7
Entry to the Faculty of Medicine	19
Matriculation	20
Bridge Courses	23
Enrolment	24
First Year Students	24
Registration in First Year Science Courses	25
Senior Year Students	25
Registration with Departments	26
Alterations to Enrolment	26
Discontinuation of Attendance at Classes	26
Leave of Absence	27
Change of Address or Name	27
Exemption from Re-attendance	27
Restriction upon Re-enrolment	28
Discipline	29
Travel Concessions	29
Examinations	30
Fees	32
Degrees of Bachelor of Medicine and Bachelor of Surgery	36
Degree of Bachelor of Science (Medical)	41
Courses of Study for the Degrees of Bachelor of Medicine and Bachelor of Surgery	43
Chemistry I	43
Physics I	44
Biology I	45
Anatomy	47
Histology and Embryology	48
Physiology	50
Biochemistry	51
Pathology	52
Bacteriology	53
Pharmacology	54
Medical Jurisprudence	54
Medicine	54
Paediatrics	57
Surgery	58
Obstetrics and Gynaecology	60
Anaesthetics	63
Diseases of the Eye	63
Public Health and Pre- ventive Medicine	63
Psychiatry	64
Diseases of the Skin	64
Diseases of the Ear, Nose and Throat	65

Teaching Hospitals	66
Allocation of Fourth Year Medical Students to the Teaching Hospitals	70
Appointment of Junior Resident Medical Officers to the Teaching Hospitals	71
Special Hospitals	73
Cadetships and Traineeships in Medicine	75
Bursaries	83
Scholarships and Prizes: Undergraduate	84
Post-Graduate Degrees	94
Degree of Doctor of Medicine	94
Degree of Doctor of Philosophy	95
Degree of Master of Surgery	95
Post-Graduate Committee in Medicine	96
Post-Graduate Medical Diplomas	97
Diploma in Public Health	97
Diploma in Tropical Medicine and Hygiene	99
Diploma in Psychological Medicine	101
Diploma in Diagnostic Radiology	104
Diploma in Therapeutic Radiology	108
Diploma in Anaesthesia	112
Diploma in Clinical Pathology	115
Diploma in Ophthalmology	118
Diploma in Laryngology and Otorhinology	120
Diploma in Gynaecology and Obstetrics	123
Diploma in Dermatological Medicine	125
Hospitals Approved for Training of Resident Medical Officers for Post-Graduate Diplomas	130
Interstate Hospitals Approved for Specialist Training for Post-Graduate Diplomas	131
Scholarships and Prizes: Post-Graduate	132
University Societies	144
Sydney University Medical Society	144
Sydney University Students' Representative Council	146
Sydney University Union	147
Sydney University Women's Union	147
University Colleges and other Residences	147
Plans of Blackburn Building	148
Plans of Anderson Stuart Building	151
Timetables for First Year Science Courses	154
Map of the University	

TERM DATES, 1966

The following term dates will be observed in the Faculty of Medicine during 1966:

First and Second Years

Lent Term: 7th March-14th May (10 weeks).

Trinity Term: 6th June-6th August (9 weeks).

Michaelmas Term: 5th September-5th November (9 weeks).

Third Year

Lent Term: 28th February-14th May (11 weeks).

Trinity Term: 6th June-6th August (9 weeks).

Michaelmas Term (Junior IV):
19th September-26th November (10 weeks).

Fourth Year

Vacation Term: 3rd January-5th March (9 weeks).

Lent Term: 14th March-21st May (10 weeks).

Trinity Term (Senior IV): 13th June-20th August (10 weeks).

Michaelmas Term (Incoming V): 29th August-5th November (10 weeks).

Fifth Year

Vacation Term: 3rd January-12th March (10 weeks).

Lent Term: 14th March-21st May (10 weeks).

Trinity Term: 30th May-6th August (10 weeks).

Michaelmas Term: 15th August-22nd October (10 weeks).

Sixth Year

Lent Term: 14th March-21st May (10 weeks).

Trinity Term: 30th May-6th August (10 weeks).

Michaelmas Term: 15th August-8th October (8 weeks).

THE FACULTY OF MEDICINE

There are six degrees in the Faculty of Medicine, viz.:

- Bachelor of Medicine (M.B.).
- Bachelor of Surgery (B.S.).
- Doctor of Medicine (M.D.).
- Master of Surgery (M.S.).
- Bachelor of Science (Medical) (B.Sc. Med.).
- Doctor of Philosophy (Ph.D.).

Before admission to the Medical School, candidates for the M.B., B.S. must have matriculated into the University of Sydney and have been selected for entry into the Faculty of Medicine.

The degrees of Bachelor of Medicine and Bachelor of Surgery (M.B., B.S.) are awarded to successful candidates after a course of instruction of six academic years. These degrees are those recognized for registration purposes. Full registration, however, is not attained until a further year has been spent as a Resident Medical Officer in a recognized hospital.

The degree of Bachelor of Science (Medical) (B.Sc.Med.) is an additional degree, obtainable during the medical course. It requires interruption of the normal course for a year.

The degree of Doctor of Philosophy (Ph.D.) is obtained by full-time post-graduate research.

The senior degrees of Doctor of Medicine (M.D.) and Master of Surgery (M.S.) are obtainable five years after graduation and require post-graduate study and research.

THE NUMBERS OF STUDENTS IN EACH YEAR, 1962-1965

	1962	1963	1964	1965
Medicine I	365	293	321	297
Medicine II	548	474	342	386
Medicine III	368	318	289	241
Medicine IV	300	323	313	283
Medicine V	234	287	313	293
Medicine VI	210	239	284	314
B.Sc. (Med.)	11	13	11	18
Total	2,036	1,947	1,873	1,832

TEACHING STAFF IN THE FACULTY OF MEDICINE

Dean—

PROFESSOR J. LOEWENTHAL, M.S. (Melbourne), M.B., B.S., F.R.C.S., F.A.C.S.,
F.R.A.C.S.

Pro-Dean—

PROFESSOR M. G. TAYLOR, M.D., B.S. (Adelaide), Ph.D. (London).

Sub-Deans—

PROFESSOR F. R. MAGAREY, M.D., B.S. (Adelaide), M.R.C.P., F.C.Path.,
M.C.P.A., Hon.F.R.A.S.

ASSOCIATE PROFESSOR E. S. FINCKH, M.D., B.S., D.C.P., M.C.Path., M.C.P.A.,
M.R.A.C.P.

Anatomy—

Challis Professor of Anatomy—

NEIL WILLIAM GEORGE MACINTOSH, M.B., B.S., Dip.Anth.

Associate Professor—

A. C. GABRIEL, D.D.Sc. (*Topographical Anatomy*).

Senior Lecturers—

B. C. W. BARKER, M.D.S., H.D.D. (R.F.P.S.G.), F.D.S.R.C.S. (*Dental
Anatomy*).

L. FREEDMAN, Ph.D., B.Sc. (Cape Town).

PHILOMENA McGRATH, M.B., B.S., F.R.A.C.S.

R. R. MUNRO, M.B., B.S., F.R.C.S.E.

J. W. PERROTT, L.R.C.P., M.R.C.S.

Histology and Embryology—

Bosch Professor—

KENNETH WOLLASTON CLELAND, M.B., B.S.

Associate Professor—

C. J. GRIFFIN, D.D.Sc. (*Dental Histology and Embryology*).

Senior Lecturers—

J. K. POLLAK, Ph.D. (McGill), B.Sc.

C. S. SAPSFORD, D.V.Sc.

E. W. VAN LENNEP, Nat.Phil.Drs. (Utrecht).

Lecturers—

CLARE A. RAE, Ph.D. (New England), B.Sc.

G. E. SULLIVAN, M.Sc. (New Zealand), Ph.D.

Physiology—

Professors—

PETER ORLEBAR BISHOP, M.B., B.S.

MICHAEL GLEESON TAYLOR, M.D., B.S. (Adelaide), Ph.D. (London).

Associate Professors—

W. BURKE, Ph.D., B.Sc. (London).

G. M. H. WAITES, M.A., Ph.D. (Cambridge), B.Sc. (Birmingham).

Senior Lecturers—

C. W. DUNLOP, Ph.D. (Melbourne), M.Sc. (Adelaide).

A. V. EVERITT, Ph.D., B.Sc.

W. R. HAYHOW, M.B., B.S.

Lecturer—

R. W. RODIECK, M.S. (Massachusetts Institute of Technology), Ph.D.

The Faculty of Medicine—(continued)

Biochemistry—

McCaughey Professor—

JACK LESLIE STILL, Ph.D. (Cambridge), B.Sc.

Senior Lecturers—

J. DONE, Ph.D., M.Sc. (London).

W. J. HENSLEY, M.D., B.S., M.R.A.C.P.

A. L. HUNT, Ph.D., B.Sc. (Adelaide).

G. M. KELLERMAN, M.B., B.S., M.Sc.

K. J. SCOTT, Ph.D. (Queen's, Canada), M.Sc.Agr.

R. G. WAKE, Ph.D., M.Sc.

V. K. L. WHITTAKER, Ph.D. (Australian National), M.B., B.S. (Queensland).

Lecturers—

R. E. LOUGHLIN, Ph.D., M.Sc. (Melbourne).

M. D. MONTAGUE, Ph.D., B.Sc. (Manchester).

M. B. SLAYTOR, Ph.D., M.Sc.

FREDA K. STEVENSON, D.Phil. (Oxford), M.Sc. (Manchester).

Pharmacology—

Professor—

ROLAND HERBERT THORP, Ph.D., B.Sc. (London).

Senior Lecturer—

L. B. COBBIN, B.Sc. (Melbourne), Ph.D.

Lecturer—

G. B. CHESHER, M.Sc.

Honorary Associate—

E. P. GEORGE, Ph.D., B.Sc. (London), F.Inst.P.

Pathology—

Professor—

FRANK REES MAGAREY, M.D., B.S. (Adelaide), M.R.C.P., F.C.Path.,
M.C.P.A., Hon. F.R.A.C.S.

Associate Professors—

D. A. CAMERON, Ph.D., M.D.S. (*Dental Pathology*).

E. S. FINCKH, M.D., B.S., D.C.P., M.C.Path., M.C.P.A., M.R.A.C.P. (*Experimental Pathology*).

Senior Lecturer—

E. MARY GILDER, M.B., B.S., B.Sc.

Lecturer—

N. A. RENOUF, B.A., M.B., B.S.

Bacteriology—

Bosch Professor—

PATRICK MACARTNEY de BURGHE, M.B., B.S.

Associate Professor—

S. FAINE, D. Phil. (Oxford), M.D., Ch.B., B.Med.Sc. (New Zealand), M.C.P.A.
(*Clinical Bacteriology*).

Senior Lecturers—

G. CHARLTON, Ph.D., M.D.S.

D. S. NELSON, Ph.D. (Australian National), M.B., B.S., B.Sc. (Med.).

Lecturer—

A. E. CRONIN, B.A., M.B., B.S.

Child Health—

Professor—

THOMAS STAPLETON, M.A., D.M., B.Ch. (Oxford), D.C.H. (R.C.P.&S.),
M.R.C.P.

Associate Professor—

J. KATZ, M.B., B.Ch. (Witwatersrand), D.P.M. (R.C.P.&S.), (*Child Psychiatry*).

Senior Lecturers—

F. W. A. CLEMENTS, M.D., B.S., D.T.M., D.P.H., F.R.A.C.P.

J. G. MORTIMER, M.B., Ch.B. (New Zealand), D.C.H. (R.C.P.&S.),
M.R.A.C.P.

Psychiatry—

Professor—

DAVID CLARKSON MADDISON, M.B., B.S., D.P.M., F.R.A.C.P.

Associate Professor—

J. KATZ, M.B., B.Ch. (Witwatersrand), D.P.M. (R.C.P.&S.), (*Child Psychiatry*).

Lecturer—

MARGARET E. GRUTZNER, B.A., Dip.Soc.Stud. (Melbourne), A.H.A.
(*Psychiatric Social Work*).

Medicine—

Professor—

CHARLES RUTHVEN BICKERTON BLACKBURN, M.D., B.S., F.R.C.P.,
F.R.A.C.P.

Associate Professors—

B. G. FIRKIN, M.B., B.S., B.Sc. (Med.), M.R.A.C.P. (*Biochemistry*).

J. B. HICKIE, M.B., B.S., M.R.C.P., F.R.A.C.P.

J. McRAE, Ph.D. (California), M.B., B.S., B.Sc. (Med.), M.R.A.C.P.

D. W. PIPER, M.B., B.S., M.R.C.P., F.R.A.C.P.

J. R. READ, M.D., B.S., F.R.A.C.P.

Senior Lecturers—

W. K. T. FOWLER, Ph.D. (London), M.Sc. (New Zealand) (*Medical Physics*).

S. POSEN, M.B., B.S. (Adelaide), M.R.C.P., M.R.A.C.P.

Lecturers in Therapeutics—

G. V. HALL, M.B., B.S., M.R.C.P., F.R.A.C.P.

F. L. RITCHIE, M.B., B.S., F.R.C.P.E., M.R.C.P., M.R.A.C.P.

J. R. SANDS, M.B., B.S., F.R.A.C.P.

Lecturer in History of Medicine—

R. R. WINTON, M.B., B.S., F.R.A.C.P.

Honorary Associate—

H. J. HAM, M.B., B.S. (Melbourne), D.M.R.E. (Cambridge), F.F.R., F.C.R.A.

AT ROYAL PRINCE ALFRED HOSPITAL

Tutors in Medicine—

T. P. G. BATEMAN, M.B., B.S., M.R.A.C.P.

F. H. BURNS, M.B., B.S., M.R.C.P., M.R.A.C.P.

D. T. CHURCH, M.B., B.S., M.R.A.C.P.

J. M. GREENAWAY, M.B., B.S., M.R.C.P., M.R.A.C.P.

The Faculty of Medicine—(continued)

J. E. HASSALL, M.B., B.S., M.R.A.C.P.
J. E. JEFFERIS, M.B., B.S., M.R.A.C.P.
J. R. JOHNSON, M.B., B.S., M.R.A.C.P.
I. T. LORENTZ, M.B., B.S., M.R.C.P., M.R.C.P.E., M.R.A.C.P.
R. J. MULHEARN, M.B., B.S., M.R.C.P.
R. S. PACKARD, M.B., B.S., M.R.A.C.P.
H. K. PAWSEY, M.B., B.S. (Melbourne), M.R.C.P., F.R.A.C.P.
T. SELBY, M.B., B.S., M.R.C.P., M.R.A.C.P.
A. P. SKYRING, M.B., B.S., M.R.A.C.P.

AT SYDNEY HOSPITAL

Tutors in Medicine—

G. E. BAUER, M.B., B.S., M.R.C.P., M.R.A.C.P.
P. N. FRANCIS, M.B., B.S., M.R.C.P., M.R.A.C.P.
P. W. C. HARVEY, M.B., B.S., M.R.A.C.P.
B. R. M. HURT, M.B., B.S., M.R.C.P., M.R.A.C.P.
R. G. LEWIS, M.B., B.S., M.R.C.P., M.R.A.C.P.
J. RAFTOS, M.B., B.S., M.R.A.C.P.
C. S. H. REED, M.B., B.S., M.R.A.C.P.
T. I. ROBERTSON, M.B., B.S., M.R.C.P., F.R.A.C.P.
W. H. WOLFENDEN, M.B., B.S., M.R.C.P., M.R.C.P.E., M.R.A.C.P.

AT ST. VINCENT'S HOSPITAL

Tutors in Medicine—

J. BENECHÉ, M.B., B.S., M.R.C.P., M.R.A.C.P.
J. C. BIGGS, M.B., B.S., M.R.A.C.P.
W. R. DALTON, M.B., B.S., M.R.A.C.P.
J. C. FARRELL, M.B., B.S., D.C.H. (R.C.P. & S.), M.R.C.P., M.R.A.C.P.
H. G. GALLAGHER, M.B., B.S., M.R.C.P., M.R.A.C.P.
W. B. HENNESSEY, M.B., B.S., M.R.C.P., M.R.A.C.P.
L. LAZARUS, M.B., B.S., M.R.A.C.P.
P. J. MALONEY, M.B., B.S., M.R.C.P., M.R.A.C.P.
G. MICHELL, M.B., B.S., M.R.C.P., M.R.C.P.E., M.R.A.C.P.
J. J. MORGAN, M.B., B.S., M.R.A.C.P.
B. P. O'CONNELL, M.B., B.S., M.R.C.P., M.R.A.C.P.

AT THE ROYAL NORTH SHORE HOSPITAL OF SYDNEY

Tutors in Medicine—

J. H. DEAKIN, M.B., B.S., M.R.C.P., M.R.A.C.P.
F. M. ELLIOTT, M.B., B.S., M.R.A.C.P.
R. G. EPPS, M.B., B.S., B.Sc., M.R.C.P.
A. M. LLOYD, M.B., B.S., M.R.A.C.P.
I. D. THOMAS, M.B., B.S., M.R.C.P., M.R.A.C.P.
J. D. WINGFIELD, M.B., B.S., M.R.A.C.P.

AT REPATRIATION GENERAL HOSPITAL, CONCORD

Tutors in Medicine—

T. BURFITT-WILLIAMS, M.B., B.S., M.R.A.C.P.
A. B. CONOMY, M.B., B.S., M.R.A.C.P.
A. H. GIBSON, M.B., B.S., M.R.A.C.P.
J. H. LEE, M.B., B.S., M.R.A.C.P.
Sir WILLIAM MORROW, D.S.O., E.D., M.B., B.S., F.R.C.P., F.R.A.C.P.
R. A. ROYLE, M.B., B.S., M.R.A.C.P.

AT THE ST. GEORGE HOSPITAL

Tutors in Medicine—

J. C. ENGLISH, M.B., B.S., D.T.M., D.T.H., F.R.A.C.P.
H. E. GOODMAN, M.B., B.S.
B. HANEMAN, M.B., B.S., M.R.A.C.P.
R. W. JOHNSTON, M.B., B.S., D.P.M. (R.C.P.&S.), M.R.C.P., M.R.A.C.P.
E. J. LINES, M.B., B.S., M.R.A.C.P.
G. C. WILSON, M.B., B.S., M.R.A.C.P.

AT ROYAL ALEXANDRA HOSPITAL FOR CHILDREN

Lecturer in Paediatrics—

Professor THOMAS STAPLETON, M.A., D.M., B.Ch. (Oxford), D.C.H.
(R.C.P.&S.), M.R.C.P.

Tutors in Paediatrics—

B. T. DOWD, M.B., B.S., M.R.A.C.P.
J. D. McDONALD, M.B., B.S., M.R.A.C.P.
A. R. TINK, M.B., B.S., M.R.A.C.P.

AT PRINCE HENRY HOSPITAL

Lecturer in Infectious Diseases—

N. J. SYMINGTON, M.B., Ch.M.

Surgery—

Professor and Dean—

JOHN LOEWENTHAL, M.S. (Melbourne), M.B., B.S., F.R.C.S., F.A.C.S.,
F.R.A.C.S.

Associate Professors—

G. W. MILTON, M.B., B.S. (Adelaide), F.R.C.S., F.R.A.C.S.
T. S. REEVE, M.B., B.S., F.A.C.S.
F. O. STEPHENS, M.B., B.S., F.R.C.S.E., F.A.C.S.

*Director of the Gordon Craig Urological Research Laboratories and Reader in
Experimental Surgery—*

D. F. J. HALMAGYI, M.D. (Szeged), M.D., M.R.A.C.P.

Senior Lecturers—

R. S. GYE, M.B., B.S., B.Sc. (Med.), F.R.A.C.S.
J. P. HALLIDAY, M.B., B.S., F.R.C.S., F.R.A.C.S.
A. G. R. SHEIL, M.A., B.Sc. (Oxford), M.B., B.S. (Queensland), F.R.C.S.

Lecturer and Tutor to Dental Students—

E. V. BARLING, M.B.E., M.B., B.S., F.R.C.S., F.A.C.S., F.R.A.C.S.

AT ROYAL PRINCE ALFRED HOSPITAL

Clinical Lecturer in Surgery—

N. R. WYNDHAM, M.D., M.S., F.R.C.S., F.R.A.C.S.

Assistant Clinical Lecturers in Surgery—

A. S. JOHNSON, M.B., M.S., F.R.A.C.S.
S. H. LOVELL, E.D., M.B., M.S., F.R.A.C.S.

Tutors in Surgery—

M. S. ALEXANDER, O.B.E., M.B., M.S., F.R.A.C.S.
D. C. GLENN, M.B., B.S., F.R.C.S.

The Faculty of Medicine—(continued)

J. E. D. GOLDIE, M.B., B.S., F.R.C.S., F.R.A.C.S.
G. M. HALLIDAY, M.B., B.S., F.R.C.S.E.
F. HUBER, M.B., B.S., F.R.C.S., F.R.C.S.E., F.R.A.C.S.
W. L. H. KELLER, M.B., M.S., D.A., F.R.A.C.S., F.F.A.R.A.C.S.
M. E. LAKE, M.B., B.S., F.R.C.S., F.R.C.S.E.
K. K. MERTEN, M.B., B.S., F.R.C.S., F.R.C.S.E.
B. P. MORGAN, M.B., B.S., F.R.A.C.S.
R. C. OPIE, M.B., M.S., F.R.A.C.S.
D. M. V. RAE, M.B., Ch.B., (New Zealand), F.R.C.S.
L. M. ROBERTS, M.B., B.S., F.R.C.S.
J. W. SPENCE, M.B., B.S., F.R.C.S., F.R.A.C.S.

AT SYDNEY HOSPITAL

Clinical Lecturer in Surgery—

E. A. HEDBERG, M.B., M.S., F.R.C.S., F.R.A.C.S.

Assistant Clinical Lecturer in Surgery—

S. L. SPENCER, M.B., B.S., F.R.C.S., F.R.A.C.S.

Tutors in Surgery—

R. CAMPBELL, M.B., B.S., F.R.C.S.E., F.R.A.C.S.
E. M. CORTIS, M.B., B.S., F.R.C.S., F.R.A.C.S.
D. G. FAILES, M.B., B.S., F.R.C.S., F.R.A.C.S.
J. D. HUGHES, M.B., B.S., F.R.C.S.
M. J. INGLIS, M.B., B.S., F.R.C.S., F.R.C.S.E., F.R.A.C.S.
A. JESSUP, M.B., B.S., F.R.C.S., F.R.A.C.S.
M. J. KILLINGBACK, M.B., B.S., F.R.C.S., F.R.C.S.E., F.R.A.C.S.
J. E. REIMER, M.B., B.S., F.R.C.S., F.R.C.S.E., F.R.A.C.S.

AT ST. VINCENT'S HOSPITAL

Clinical Lecturer in Surgery—

P. J. KENNY, M.B., M.S., F.R.C.S., F.R.A.C.S.

Tutors in Surgery—

W. J. BURFITT-WILLIAMS, M.B., B.S., F.R.C.S., F.R.C.S.E.
D. E. CAM, M.B., B.S., F.R.C.S., F.R.A.C.S.
F. J. COLLINS, M.B., B.S., F.R.C.S., F.R.C.S.E., F.R.F.P.S.G., F.R.A.C.S.
T. J. CONNELLEY, M.B., B.S., F.R.C.S., F.R.A.C.S.
J. W. GRAHAM, M.B., B.S., F.R.C.S., F.R.A.C.S.
P. J. HEERY, M.B., B.S., F.R.C.S.
T. P. NASH, M.B., B.S., F.R.C.S., F.R.A.C.S.
O. H. SCHNEIDER, M.B., B.S., F.R.C.S., F.R.A.C.S.
G. J. SCHNITZLER, M.B., B.S., F.R.C.S., F.R.A.C.S.

AT THE ROYAL NORTH SHORE HOSPITAL OF SYDNEY

Clinical Lecturer in Surgery—

E. H. GOULSTON, M.B., B.S., F.R.C.S.I., F.R.A.C.S.

Assistant Clinical Lecturers in Surgery—

V. H. CUMBERLAND, M.B., M.S., F.R.C.S., F.R.A.C.S.
K. J. B. FAGAN, M.B., M.S., F.R.A.C.S.

Tutors in Surgery—

J. I. CASTLE, M.B., B.S., F.R.C.S., F.R.A.C.S.
G. A. CUTLER, M.B., B.S., B.Ec., F.R.C.S.
N. A. FOWLER, M.B., B.S., F.R.C.S., F.R.A.C.S.
R. M. HOLLINGS, M.B., B.S., F.R.C.S., F.R.A.C.S.
J. E. MOULTON, M.B., B.S., F.R.C.S., F.R.C.S.E., F.R.A.C.S.

AT REPATRIATION GENERAL HOSPITAL, CONCORD

Tutors in Surgery—

R. M. DUNN, M.B., M.S., F.R.A.C.S.
R. J. HEALEY, M.B., B.S., F.R.C.S., F.R.A.C.S., F.F.R., M.C.R.A.
W. J. HUGHES, M.B., B.S., F.R.C.S., F.R.A.C.S.
S. G. KOOREY, M.B., B.S., F.R.A.C.S.
J. P. O'NEILL, M.B., B.S., F.R.C.S., F.R.A.C.S.
D. C. PERRY, M.B., B.S., F.R.A.C.S.
R. P. SILVERTON, M.B., B.S., F.R.C.S., F.R.A.C.S.

AT THE ST. GEORGE HOSPITAL

Tutors in Surgery—

C. A. HOBBS, M.B., B.S., F.R.C.S.E., F.R.A.C.S.
R. P. MELVILLE, M.B., B.S., F.R.C.S., F.R.A.C.S.
K. B. ORR, M.B., B.S., F.R.C.S.
W. J. PULLEN, M.B., M.S., F.R.C.S., F.R.A.C.S.
A. C. G. THOMAS, M.B., B.S., F.R.A.C.S.

AT ROYAL ALEXANDRA HOSPITAL FOR CHILDREN

Clinical Lecturer in Paediatrics—

E. S. STUCKEY, M.B., M.S., F.R.A.C.S.

Tutors in Paediatrics—

R. S. B. HUDSON, M.B., B.S., F.R.C.S., F.R.A.C.S.
R. F. C. JONES, M.B., B.S., F.R.C.S., F.R.A.C.S.
A. W. MIDDLETON, M.B., B.S., F.R.C.S., F.R.A.C.S.

Anaesthetics—

Nuffield Professor—

DOUGLAS JOSEPH, M.B., B.S., D.A. (R.C.P.&S.), F.F.A.R.C.S., F.F.A.R.A.C.S.

Senior Lecturer—

M. J. BOOKALLIL, M.B., B.S., F.F.A.R.C.S., F.F.A.R.A.C.S.

AT ROYAL PRINCE ALFRED HOSPITAL

Clinical Lecturer in Anaesthetics—

P. L. JOBSON, M.B., B.S., D.A., F.F.A.R.A.C.S.

Tutors in Anaesthetics—

JANET M. C. BOWEN, M.B., B.S., D.A., F.F.A.R.A.C.S.
A. H. HODGE, M.B., B.S., D.A., F.F.A.R.A.C.S.
W. R. M. SHAW, M.B., B.S., D.A., F.F.A.R.A.C.S.

AT SYDNEY HOSPITAL

Tutors in Anaesthetics—

L. T. SHEA, M.B., B.S., D.A., F.F.A.R.A.C.S.
R. B. SPEIRS, M.B., B.S., D.A., F.F.A.R.A.C.S.

AT ST. VINCENT'S HOSPITAL

Clinical Lecturer in Anaesthetics—

B. E. DWYER, M.B., B.S., D.A. (R.C.P.&S.), F.F.A.R.C.S., F.F.A.R.A.C.S.

The Faculty of Medicine—(continued)

Tutors in Anaesthetics—

B. W. GUNNER, M.B., B.S., D.A., F.F.A.R.A.C.S.
G. A. HARRISON, M.B., B.S., D.A.

AT THE ROYAL NORTH SHORE HOSPITAL OF SYDNEY

Assistant Clinical Lecturers in Anaesthetics—

L. E. McDONNELL, M.B., B.S., D.A. (R.C.P.&S.), F.F.A.R.C.S., F.F.A.R.A.C.S.
B. D. O'SHEA, M.B., B.S., D.A., F.F.A.R.A.C.S.
J. R. RADCLIFF, M.B., B.S., D.A. (R.C.P.&S.I.), F.R.I.C., F.R.A.C.I.

AT REPATRIATION GENERAL HOSPITAL, CONCORD

Tutors in Anaesthetics—

K. J. BYERS, M.B., B.S., D.A., F.F.A.R.A.C.S.
AGNES E. SINCLAIR, M.B., B.S., F.F.A.R.A.C.S.

AT THE ST. GEORGE HOSPITAL

Tutors in Anaesthetics—

LORAINÉ C. HIBBARD, M.B., B.S., D.A., F.F.A.R.A.C.S.
R. V. YOUNG, M.B., B.S., D.A. (R.C.P.&S.).

Obstetrics and Gynaecology—

Professor—

BRUCE TOO'MBA MAYES, M.V.O., M.B., B.S., F.R.C.S.E., F.R.C.O.G.,
F.R.A.C.S.

Associate Professors—

J. D. LEWELLYN-JONES, O.B.E., B.A., M.D., B.Ch., M.A.O. (Dublin),
F.R.C.O.G.
R. P. SHEARMAN, M.B., B.S., D.G.O., M.R.C.O.G.

Senior Lecturer—

B. L. REID, M.B., B.S., B.V.Sc., D.T.M.&H.

Lecturer in Gynaecology (part-time)—

M. J. L. STENING, V.R.D., M.D., B.S., F.R.C.S., F.R.C.O.G., F.R.A.C.S.

AT THE WOMEN'S HOSPITAL, CROWN STREET

Clinical Lecturer in Obstetrics and Gynaecology—

S. D. MEARES, M.B., B.S., F.R.C.S.E., F.R.C.O.G., F.R.A.C.S.

Assistant Clinical Lecturers in Obstetrics and Gynaecology—

M. T. DRUMMOND, M.B., B.S., M.R.C.O.G.
K. A. MCGARRITY, E.D., M.B., B.S., F.R.C.O.G.
R. D. MACBETH, M.B., B.S., M.R.C.O.G.
R. MACKEY, M.B., B.S., D.G.O., M.R.C.O.G.

Tutors in Obstetrics and Gynaecology—

P. H. CROWE, M.B., B.S., M.R.C.O.G., F.R.C.S., F.R.A.C.S.
W. G. McBRIDE, M.D., B.S., M.R.C.O.G.

Clinical Lecturer in Care of the Newborn—

S. E. L. STENING, D.S.C., M.B., B.S., D.C.H. (R.C.P.&S.), F.R.A.C.P.

Tutor in Care of the Newborn—

C. W. G. LEE, M.B., B.S., F.R.A.C.P.

Clinical Lecturer in Bacteriology, Pathology and Cytology in Obstetrics—
J. M. MOYES, M.B., B.S., D.C.P., M.C.P.A.
Honorary Clinical Lecturer in Obstetric Medicine—
T. I. ROBERTSON, M.B., B.S., M.R.C.P., F.R.A.C.P.

AT KING GEORGE V MEMORIAL HOSPITAL FOR MOTHERS AND BABIES

Clinical Lecturer in Obstetrics—

W. D. CUNNINGHAM, M.B., B.S., M.M.S.A., F.R.C.O.G.

Clinical Lecturer in Gynaecology—

J. C. LOXTON, M.B., B.S., F.R.C.S.E., F.A.C.S., M.R.C.O.G., F.R.A.C.S.

Assistant Clinical Lecturer in Obstetrics—

E. D. HOLMAN, M.B., B.S., M.R.C.O.G.

Assistant Clinical Lecturer in Gynaecology—

MARGARET MULVEY, M.B., B.S., M.R.C.O.G.

Tutors in Obstetrics and Gynaecology—

G. E. CUMMINS, M.B., B.S., M.R.C.O.G.

J. M. FARRAR, M.B., B.S., D.G.O., M.R.C.P., M.R.C.O.G.

H. J. SOLOMON, M.B., B.S., D.G.O., M.R.C.O.G.

G. N. YOUNG, E.D., M.B., B.S., M.R.C.O.G., F.R.A.C.S.

J. W. KNOX, M.B., B.S., F.R.C.S.E., M.R.C.O.G., F.R.A.C.S.

F. P. PIGOTT, M.B., B.S., D.G.O., M.R.C.O.G.

R. S. STAFFORD, M.B., B.S., M.R.C.O.G.

Clinical Lecturer in Care of the Newborn—

S. P. BELLMAINE, M.B., B.S., D.C.H.(R.C.P.&S.), F.R.A.C.P.

Clinical Lecturer in Bacteriology, Pathology and Cytology in Obstetrics—

MARY J. HESELTINE, M.B., B.S. (Melbourne), F.R.A.C.P.

AT THE ROYAL NORTH SHORE HOSPITAL OF SYDNEY

Clinical Lecturer in Obstetrics—

E. COLLINS, M.B., B.S.

Clinical Lecturer in Gynaecology—

W. G. JASPER, M.B., B.S., M.R.C.O.G.

Assistant Clinical Lecturers in Obstetrics—

J. F. LEAVER, M.B., B.S., M.R.C.O.G.

E. SUSSMAN, M.B., B.S., M.R.C.O.G.

Assistant Clinical Lecturer in Gynaecology—

J. F. KEMP, M.B., B.S., F.R.C.S.E., M.R.C.O.G.

Clinical Lecturer in Care of the Newborn—

CLAIR ISBISTER, M.B., B.S., D.C.H.(R.C.P.&S.), F.R.A.C.P.

Clinical Lecturer in Bacteriology, Pathology and Cytology in Obstetrics—

K. O. A. JONES, M.B., B.S., D.C.P., M.C.P.A.

AT THE ST. GEORGE HOSPITAL

Clinical Lecturers in Obstetrics—

C. V. SALISBURY, L.R.C.P., L.R.C.S.E., L.R.F.P.S.G., M.M.S.A., F.R.C.S.E.,
F.R.C.O.G., F.R.A.C.S.

N. H. W. SAXBY, O.B.E., E.D., M.B., B.S., M.R.C.O.G.

The Faculty of Medicine—(continued)

Tutors in Obstetrics—

R. H. BONNETTE, M.B., B.S., B.Sc.
W. G. McBRIDE, M.D., B.S., M.R.C.O.G.

Tutors in Gynaecology—

S. R. HING, M.B., B.S. (Sydney), D.G.O. (Dublin), D.Obst. (R.C.O.G.), L.M. (Rotunda).
A. M. MACINTOSH, M.B., B.S. (Sydney), D.G.O. (Dublin), L.M. (Rotunda).

Clinical Lecturer in Care of the Newborn—

W. G. GRIGOR, M.B., B.S., M.R.A.C.P.

Clinical Lecturer in Bacteriology, Pathology and Cytology in Obstetrics—

A. E. GATENBY, M.B., B.S., M.C.P.A.

AT ST. MARGARET'S HOSPITAL FOR WOMEN

Clinical Lecturer in Obstetrics—

R. J. F. McINERNEY, M.B., B.S., M.R.C.O.G., F.R.C.S., F.R.A.C.S.

Assistant Clinical Lecturer in Obstetrics—

L. H. McMAHON, M.B., B.S., D.G.O.

Tutors in Obstetrics—

D. C. G. BRACKEN, M.B., B.S. (Sydney), D.G.O. (Dublin), L.M. (Rotunda Hospital), M.R.C.O.G.
P. C. McAULIFFE, M.B., B.S. (Sydney), D.G.O. (Dublin), L.M. (Rotunda Hospital), M.R.C.O.G.
C. J. RYAN, M.B., B.S., M.R.C.O.G.
J. K. TULLY, M.B., B.S., D.Obst. (R.C.O.G.), M.R.C.O.G.

Clinical Lecturer in Care of the Newborn—

S. E. J. ROBERTSON, M.B., B.S., M.R.C.P., F.R.A.C.P.

Assistant Clinical Lecturer in Care of the Newborn—

J. C. J. QUOYLE, M.B., B.S., M.R.A.C.P.

Clinical Lecturer in Bacteriology, Pathology and Cytology in Obstetrics—

EVA S. SHIPTON, M.B., F.R.A.C.P., M.C.P.A.

Honorary Clinical Lecturer in Obstetric Medicine—

L. R. FLYNN, M.B., Ch.M., F.R.A.C.P.

AT SYDNEY HOSPITAL

Clinical Lecturer in Obstetrics and Gynaecology—

S. D. MEARES, M.B., B.S., F.R.C.O.G., F.R.C.S.E., F.R.A.C.S.

Assistant Clinical Lecturer in Obstetrics and Gynaecology—

R. C. GILL, M.D., B.S., M.R.C.O.G.

Tutors in Obstetrics and Gynaecology—

A. L. BACCARINI, M.B., B.S., D.Obst. (R.C.O.G.), M.R.C.O.G.
J. G. FURBER, M.B., B.S., M.R.C.O.G.
I. P. THEW, M.B., B.S., M.R.C.O.G.

AT ST. VINCENT'S HOSPITAL

Clinical Lecturer in Gynaecology—

K. A. McGARRITY, E.D., M.B., B.S., F.R.C.O.G., F.A.C.S.

Clinical Lecturer in Obstetrics—

R. J. P. McINERNEY, M.B., B.S., F.R.C.S., F.R.A.C.S., M.R.C.O.G.

Tutor in Gynaecology—

K. W. PRIDDIS, M.B., B.S., F.R.C.S., F.R.A.C.S.

AT REPATRIATION GENERAL HOSPITAL, CONCORD

Clinical Lecturer in Gynaecology—

C. V. SALISBURY, L.R.C.P., L.R.C.S.E., L.R.F.P.S.G., M.M.S.A., F.R.C.S.F.,
F.R.C.O.G., F.R.A.C.S.

Diseases of the Ear, Nose and Throat—

Lecturer—

V. G. BULTEAU, M.B., B.S., D.L.O., F.R.A.C.S.

Diseases of the Skin—

Lecturer—

R. B. PERKINS, M.B., B.S., B.Sc., M.R.C.P., F.R.A.C.P.

Ophthalmology and Eye Health—

Director of Studies—

F. P. C. CLAFFY, M.B., B.S. (Sydney), D.O.M.S. (London), D.O. (R.L.O.H.).

Medical Jurisprudence—

Lecturer—

C. E. PERCY, M.B., Ch.M.

School of Public Health and Tropical Medicine

Professor of Preventive Medicine and Director—

Sir EDWARD FORD, O.B.E., M.D., B.S. (Melbourne), D.P.H. (London),
D.T.M., F.Z.S., F.R.S.H., F.R.C.P., F.R.A.C.P.

Professor of Tropical Medicine—

ROBERT HUGHES BLACK, M.D., B.S., Dip.Anth. (Sydney), D.T.M.&H.
(Liverpool), M.R.A.C.P.

Preventive Medicine—

Lecturer—

G. C. SCOTT, M.B., B.S., D.P.H., D.T.M.&H.

Honorary Lecturers—

T. C. BACKHOUSE, M.B., B.S. (Melbourne), D.P.H. (Oxford), D.T.M.&H.
(England), F.R.A.C.P., M.C.P.A.

J. M. CRUIKSHANK, C.M.G., O.B.E., M.D., C.M., D.P.H. (McGill), D.T.M.
(London), F.A.C.P., F.A.C.S., F.R.S.H.

Sir NEIL HAMILTON FAIRLEY, K.B.E., M.D., D.Sc., Hon. LL.D. (Mel-
bourne), Hon. D.Sc., F.R.C.P., F.R.C.P.E., F.R.A.C.P., F.R.S.

A. FRYBERG, M.B.E., M.B., B.S. (Melbourne), D.P.H., D.T.M.

W. E. GEORGE, M.B., Ch.M., F.R.A.C.P., Hon.M.Aus.I.M.M.

L. HENZELL, M.D., B.S., D.P.H. (London).

C. L. PARK, M.D., B.Ch., D.P.H. (Melbourne).

A. R. SOUTHWOOD, C.M.G., E.D., M.D., M.S. (Adelaide), F.R.S.H.,
M.R.C.P., F.R.A.C.P.

Sir HARRY WUNDERLY, M.D., B.S. (Melbourne), F.R.C.P., F.R.A.C.P.

Tropical Medicine—

Lecturer—

W. B. HENNESSY, M.B., B.S., D.T.M. & H., M.R.C.P., M.R.A.C.P. (*part-time*).

Lecturer in Pathology and Bacteriology—

L. C. ROWAN, B.Sc., M.B., B.S. (Melbourne), M.C.P.A.

The Faculty of Medicine—(continued)

Senior Lecturer in Medical Parasitology—

B. McMILLAN, M.B., B.S. (Sydney), D.T.M.&H. (England), D.A.P.&E. (London).

Senior Lecturer in Entomology—

D. J. LEE, B.Sc.

Senior Lecturer in Occupational Health—

G. C. SMITH, M.B., B.S., D.P.H.

Lecturer in Chemistry as Applied to Public Health—

D. C. TORPY, B.A., M.B., B.S. (Sydney), D.T.M.&H. (Liverpool).

Senior Lecturer in Environmental Health—

R. K. MACPHERSON, M.D., B.S., M.Sc. (Queensland).

Librarian—

H. Bier, B.A. (Melbourne).

ENTRY TO THE FACULTY OF MEDICINE

Before entering upon a degree course in the Faculty of Medicine a student shall:

- (a) be qualified to matriculate (see page 20) and
- (b) be selected within the quota for the Faculty of Medicine.

Students seeking admission to the First Year in the Faculty of Medicine in 1966 will be selected on the basis of the aggregate co-ordinated mark of the best *five* papers in matriculation subjects at the Leaving Certificate Examination or the Matriculation Examination.

The maximum number of students to be selected in the First Year in the Faculty of Medicine in 1966 is 255.

Only persons who are bona fide residents in New South Wales will be admitted to the Faculty of Medicine. The admission of overseas students to Medicine I in 1966 will be limited to six students. These students will be selected on the results of the N.S.W. Leaving Certificate Examination, except the Colombo Plan students and those holding scholarships from overseas governments or other authorities, who will be selected on the qualifications upon which their applications for admission rely and will be expected to show a meritorious standard.

Entry from the Matriculation Examination will be on a similar basis to entry from the Leaving Certificate Examination, but, in general, a student who has taken the previous Leaving Certificate will be graded on that examination and not on the Matriculation Examination if he takes it.

Transfers from Other Faculties

Graduates or undergraduates from other faculties of this or another University may be allowed to enrol in First Year or with advanced standing in the Faculty of Medicine. The number of students so admitted is strictly limited and each application will be decided on merit. Entry on this basis is *not* automatic.

In 1966, students who desire to complete First Year at a University other than the University of Sydney and to enter the Second Year of the Faculty of Medicine in 1967 should apply for admission to the quota for the Faculty of Medicine, and if accepted in this quota may apply to complete the First Year at another University and to enter Second Year in 1967.

Student Advisers

The Student Advisers, Miss A. Scobie, Mr. J. C. Nield and Mr. S. Weir Wilson, will assist students with general University problems, the selection of the optional course in First Year, housing and personal matters.

The rooms of the Student Advisers are in the Administrative Block at the University between Science Road and the Vice-Chancellor's Quadrangle. Appointments to see the Student Advisers may be made by telephoning 68 0522, Ext. 2228.

MATRICULATION

General

Candidates for any degree in the University of Sydney must satisfy the matriculation requirements *before* entering upon the prescribed courses for the degree.

Courses taken before matriculation cannot, under any circumstances, be counted for degree purposes.

Approved Subjects for Matriculation

The subjects for matriculation are those set out in the following groups:

A. English.

B. (i) Latin, Greek, French, German, Italian, Hebrew.

(ii) Ancient History, Modern History, Geography, Chinese, Japanese, Russian, Dutch, or such other language as shall, in the case of any particular candidate, be approved by the Professorial Board.

C. (i) Mathematics I, Mathematics II, Mathematics III, General Mathematics.

(ii) Applied Mathematics, Physics, Chemistry, Geology, Physics-and-Chemistry, Botany, Biology and Agriculture.

D. Economics, Music, Theory and Practice of Music, Art.

It should be noted that a number of subjects taken for the Leaving Certificate are not approved subjects for matriculation purposes.

Matriculation Requirements

A. In order to qualify for matriculation, candidates must pass in at least five subjects, of which one must be English, one must be chosen from each of the Groups B and C, and of these two subjects at least one must be chosen from section (i) of either Group B or Group C. The remaining subjects may be chosen from one or more of the Groups B, C and D, provided that:

- I. (a) Neither Physics nor Chemistry be taken along with the combined subject Physics-and-Chemistry.
- (b) Botany be not taken with Biology.
- (c) Mathematics III be not taken with General Mathematics and neither Mathematics I nor Mathematics II be taken with either Mathematics III or General Mathematics.

- (d) For admission to matriculation in 1946 and thereafter a candidate who offers mathematics and elects to take either Mathematics III or General Mathematics may not sit for Mathematics I or Mathematics II; a candidate who offers Mathematics and does not elect to take either Mathematics III or General Mathematics must take both Mathematics I and Mathematics II; a pass in either Mathematics I or Mathematics II shall count as a pass in one subject, a pass in both Mathematics I and Mathematics II shall count as a pass in two subjects.
- (e) Theory and Practice of Music is accepted for matriculation only in cases where the pass was obtained at an examination held in 1943 or subsequent years, provided further that a pass in the subject of Music II at the Leaving Certificate Examination held in 1943 and 1944 is accepted as equivalent to a pass in the subject of Theory and Practice of Music.
- (f) Music is accepted for matriculation only in cases where the pass was obtained at an examination held after 1st July, 1958, and provided further that it be not taken with Theory and Practice of Music.
- (g) Ancient History is accepted for matriculation only in cases where the pass was obtained at an examination held in 1945 or subsequent years, but if taken with Modern History, is not accepted where the pass was obtained before the Leaving Certificate Examination, 1951.
- (h) Agriculture is accepted for matriculation only in cases where the pass was obtained at an examination held in 1945 or subsequent years.
- (i) Economics is accepted for matriculation only in cases where the pass was obtained at an examination held in 1947 or subsequent years.
- (j) Art is accepted for matriculation only in cases where the pass is obtained at an examination held in 1963 or subsequent years.

II. This By-law shall not affect the right which any person would have had because of a qualification obtained before 1st March, 1963, to matriculate or to matriculate into any particular Faculty.

III. The whole qualification for matriculation must be obtained at one examination.

B. A candidate for matriculation who has presented himself for the Leaving Certificate Examination held in 1947 or in a subsequent year in five or six subjects chosen in accordance with the requirements for matriculation as in force at the time when he so presented himself and who has passed in English and any three other of these subjects, shall be granted matriculation status if:

Matriculation—(continued)

(a) where he so presented himself in the year 1947 or in a subsequent year up to and including the year 1958, he was or is awarded passes classified as “A” standard or passes with Honours in at least three of these four subjects;

or

(b) where he so presented himself in the year 1959, or in a subsequent year he is awarded passes classified as “A” standard or passes with Honours in at least three of these four subjects, or is awarded passes with Honours in at least two of these four subjects.

Admission to the Faculty of Medicine

Special requirements are not prescribed for qualification for matriculation for the Faculty of Medicine, but applicants must have matriculated and have been accepted within the quota prescribed.

Examinations

Candidates may qualify for matriculation at the Leaving Certificate Examination held by the Department of Education or the Matriculation Examination conducted by the University.

The Leaving Certificate Examination is usually held in November, and entries must be lodged with the Department of Education during August.

The Matriculation Examination is held in February, and applications must be lodged at the University during the first few days of January except by candidates who have taken the Leaving Certificate Examination in the previous November. The closing date for such candidates will be announced when the Leaving Certificate results are published.

Leaving Certificate Examination

Under the By-laws an “Honours” pass, an “A” pass or a “B” pass at the Leaving Certificate Examination in any of the approved matriculation subjects is counted as a pass for matriculation purposes. An “L” pass, i.e., a pass at the Lower Standard, is *not* counted as a pass for matriculation purposes.

(It should be noted that a number of subjects taken for the Leaving Certificate are *not* approved subjects for matriculation purposes.)

Special Cases

The Professorial Board may also grant matriculation status to

- graduates of any other university.
- applicants who present certificates from other universities showing that they have qualified for matriculation in that university, provided that in the opinion of the Board, there is a reasonable correspondence between the qualifying conditions relied on by the applicant and those laid down for ordinary entrance to the University of Sydney.

- applicants who have completed the first year of the courses at the Royal Military College or the Royal Australian Air Force College, or the passing-out examination of the Royal Australian Naval College.
- applicants who hold an agricultural college diploma with honours or a technical college diploma with credit or honours.
- applicants over the age of 25 years who satisfy the Board's requirements concerning educational qualifications (on a provisional basis only).
- applicants with war service.

Applicants for matriculation under any of these clauses must consult the Registrar for further details before making application for admission.

Matriculation Ceremony

Students attending the University for the first time are required to sign the matriculation register at a ceremony held early in first (Lent) term. Details of the date and arrangements for the ceremony, which takes place in the Great Hall of the University, will be forwarded to First Year students with enrolment forms. Students should note that this formal ceremony and signing of the register constitute, in a legal sense, matriculation (for which various examinations are the qualification); until a student has formally matriculated he is not a member of the University and does not possess the rights of a matriculated student. A student repeating First Year does not have to attend the ceremony again.

Bridge Courses in Physics and Mathematics

A course of lectures and tutorials in elementary **Physics** will be held in the Physics Department in the University during the period Wednesday, 2nd February, to Friday, 4th March, 1966, inclusive.

The course consists of ten two-hour periods conducted at the rate of two per week for five weeks. It is provided for students who propose to take Physics I at the University, but who have not previously studied either of the Leaving Certificate subjects Physics or Physics-and-Chemistry.

Students seeking admission to the course should attend the Physics Department at 10 a.m. on Wednesday, 2nd February, 1966, when a timetable will be arranged.

After admission to the course they must enrol at the University Fees Office and pay a fee of £8 (\$16).

A Bridge Course in **Mathematics**, designed to bridge the gap between Mathematics III at the Leaving Certificate and the University course Mathematics (Pure and Applied) I, will be given in the University for two hours on each Tuesday, Wednesday and Thursday from 8th February to 3rd March, 1966, consisting of twelve two-hour periods in all. The course could also assist students who have achieved an "A" pass in General Mathematics.

Applications must be on the form which is obtainable from the Registrar, and must reach the Registrar, University of Sydney, on or before 24th January, 1966. Successful applicants will be notified by 4th February, 1966.

The fee for the whole course is £8 (\$16).

ENROLMENT

Every student is required to enrol each year by lodging at the Information and Enrolment Office the appropriate enrolment form showing the courses proposed to be taken during the year and any other information that may be required.

The Information and Enrolment Office is situated in the main quadrangle area and may be reached by proceeding through the archway opposite the clocktower. The office is open between 9 a.m. and 5 p.m. each day (Mondays to Fridays) throughout the year.

During the enrolment period—27th January to 4th March, 1966—the Information and Enrolment Office will be open during the following hours:

9 a.m.-6 p.m.
(Mondays to Fridays only)

First Year Students

First Year students are those students who enrol in First Year courses only. This includes:

- (a) students who are enrolling for the first time
and
- (b) students who have enrolled in a previous year, but in 1966 will be enrolling in First Year courses only. (This includes students who are repeating and those who are taking deferred examinations and who wish to be considered for entry to First Year courses only should they fail their deferred examinations.)

All persons wishing to enrol in First Year in 1966 shall:

- (a) apply for enrolment on an application form which may be obtained on personal application at the Information and Enrolment Office, or by making written application to the Registrar, University of Sydney, Sydney. The application form will be available from 1st November, 1965, and must be completed and returned to the Registrar **no later than 5 p.m. on Monday, 24th January, 1966. Applications received after this time will not be considered;**
- (b) on being informed by post of acceptance for enrolment and the enrolment procedures to be followed, lodge the necessary enrolment form at the Information and Enrolment Office and pay fees between 14th and 18th February, 1966.

Students who are sitting for deferred examinations in First Year must comply with the instructions for First Year above, and submit an

application to enrol not later than 5 p.m. on 24th January, 1966. If such students are successful in their deferred examinations, they should then enrol in Second Year. If they are not successful, they will be considered for enrolment in First Year.

Registration in First Year Science Courses

All First Year students in the Faculty of Medicine must be registered at the time of enrolment in a Science Group, and may attend lectures and practical work only at the time and in the location specified for that Group. This includes all who are repeating First Year Science courses regardless of the Faculty.

Each student must nominate in the space provided on the enrolment form an appropriate Division selected from the table on page 153. Registration in a particular Group will take place at the time of enrolment. The Authority to Attend Classes showing the Science Division and Group together with a detailed timetable will be issued when enrolment has been completed (i.e. when fees have been paid or a scholarship voucher presented).

No student will be admitted to lectures or laboratories unless he presents an Authority to Attend Classes stamped with his Science Group.

Registration will be in order of enrolment. It is impossible to guarantee that towards the end of the enrolment period all groups will have vacancies.

Senior Year Students

Students in Second and higher years in the Faculty of Medicine must enrol, either by post or in person, at the beginning of each new academic year. The enrolment period for each year is set out below:

Medicine II

Medicine III 27th January-9th February, 1966

Medicine VI

Medicine IV

Medicine V 12th September-23rd September, 1966

Students who wish to enrol by post should apply to the Registrar for an enrolment form and must post the completed form to reach the Registrar, University of Sydney, Sydney, not later than the last day of the appropriate enrolment period. Forms should not be completed until examination results have been published.

Students who wish to enrol in person must lodge a completed enrolment form at the Information and Enrolment Office during the appropriate enrolment period.

Enrolment—(continued)

Students in Second, Third and Sixth years who do not pay fees at the time of enrolment must complete the payment of fees by 28th February, 1966. (Because of the introduction of decimal currency the Fees Office will not be open on 10th and 11th February, 1966.)

Students in senior years who are taking deferred examinations and who are unable to enrol within the above period, must lodge a completed enrolment form at the Information and Enrolment Office and pay fees as soon as possible after the results of the deferred examinations have been published.

Registration with Departments

Many of the teaching departments of the University require students to register with the department after enrolment.

At the time of enrolment students should check the notice board of each department in which they are taking a course to find out if they are required to register, and if so, the procedure involved. If necessary the secretary of the department will supply the information.

Alterations to Enrolment

A student who has enrolled in an optional subject will be permitted to substitute another subject for the one which he indicated on his enrolment form provided that he submits an "Application to Discontinue or Vary Enrolment" form, together with his Authority to Attend Classes, to the Information and Enrolment Office for approval by the Registrar before 11th March, 1966. If permission is granted the Authority will be amended accordingly and returned to the student and he may then commence attendance at lectures etc. in the new subject. Changes of subject will not be permitted after Friday, 11th March, 1966, unless there are exceptional circumstances. The application forms will be available at the Information and Enrolment Office.

Discontinuation of Attendance at Classes and Re-enrolment after Discontinuation

Any student who wishes to change his enrolment *in any way*, must inform the Registrar immediately by completing an "Application to Discontinue or Vary Enrolment" form. This includes a student who discontinues attendance at classes in any course or in a Year as a whole at any time after enrolling for 1966, or a student who wishes to cancel his enrolment before Lent Term lectures commence.

In certain cases a refund of fees may be due.

Commencing in 1966 *discontinuation* of a course or Year may:

- (i) affect a student's ability to re-enrol in that course or Year; and
- (ii) result in the course or Year being counted as a failure.

The resolutions concerning (i) re-enrolment after discontinuation and (ii) the counting of the Year or course as a failure are as follows:

- (a) A student who, without permission of the Faculty concerned, discontinues a Year or course after the first day of lectures in Trinity Term shall be deemed to have failed such Year or course.
- (b) A student will be presumed to have discontinued at the date of his application unless he produces evidence that the discontinuation occurred at an earlier date and that there was good reason why the application could not be made at the time.
- (c) A student in First Year who at any time during the year discontinues all the courses in which he is enrolled shall not be entitled to re-enrol unless either (i) in the year of his discontinuation the Faculty concerned has granted him permission to re-enrol in the next following year or (ii) he is reselected for First Year on his qualification for entry.

Particular attention is drawn to the resolutions below concerning restriction on re-enrolment of certain students who have a discontinued subject or a Year counted as a failure or who fail in the annual examinations.

Leave of Absence

Attendance at lectures and at such laboratory classes, tutorials and seminars as are prescribed for individual courses is compulsory. Students who for good reason are unable to attend classes should apply to the Registrar for leave of absence. In cases of illness the letter of application should be accompanied by a certificate from a registered medical practitioner.

Students who absent themselves from classes without permission may be refused permission to take the examinations.

Change of Address or Name

Students must notify the Registrar in writing immediately of any change of address or name. A form for this purpose is available at the Information and Enrolment Office, and may be lodged at that office.

Exemption from Re-attendance

Exemption from re-attendance at lectures and practical classes shall be granted only in exceptional circumstances.

Enrolment—(continued)

Students are required to enrol in and to pay fees for all subjects in which they propose taking annual examinations whether or not they have been granted exemption or leave of absence from re-attendance at lectures and/or practical work.

Students who wish to apply for exemption from re-attendance at lectures or practical work must complete an application for this concession at the Information and Enrolment Office.

Restriction upon Re-enrolment

The resolutions of the Senate which restrict the re-enrolment of students who fail in annual examinations are as follows:

1. The Senate authorizes the several Faculties or Boards of Studies to require a student to show good cause why he should be allowed to repeat a Year or course in which he has failed more than once.

2. The Senate authorizes the Faculty of Arts to require a student to show good cause why he should be allowed to re-enrol in the Faculty of Arts if he has not completed three First Year courses in the Faculty by the end of the year following that in which he commenced courses in the Faculty.

3. The Senate authorizes the Faculty of Medicine to require a student to show good cause why he should be allowed to repeat Second Year in the Faculty of Medicine if he has already taken more than one year to qualify for admission to Second Year.

4. The Faculty or Board of Studies may exclude from a Year and/or course or courses a student who fails to show good cause.

5. Any student excluded under resolution 4 above may apply to the Faculty or Board of Studies for re-admission after two academic years and the Faculty or Board of Studies may re-admit the student to the Year or course from which he was previously excluded.

6. The Senate authorizes the Faculty or Board of Studies as a whole or a Faculty Committee or Board of Studies Committee representing the main teaching departments in each Faculty or Board of Studies, subject to confirmation by the Faculty or Board of Studies, to carry out all duties arising out of resolutions 1, 2, 3, 4 and 5.

7. A student who has been excluded from or who has been refused re-admission to any Year or course by any Faculty or Board of Studies or any Faculty Committee or Board of Studies Committee may appeal to the Senate.

Any student who seeks to show good cause why he should be permitted to re-enrol in any Year or course in which he has failed, as above, shall complete and return to the Registrar the appropriate form showing good cause why he should be allowed to re-enrol. Students who seek to re-enrol on medical grounds must also submit a medical certificate.

Failure to submit an application by the specified date will be taken as indicating that permission to re-enrol *is not* desired and the student will be excluded.

Where a student is excluded from a course, such exclusion applies to that course in all Faculties.

Definition of Good Cause: All acceptable reasons cannot be defined in advance, but:

- (a) Serious ill health or misadventure, properly attested, will be considered.
- (b) Demands of employers, pressure of employment, time devoted to non-University activities will *not* be accepted.
- (c) A student's general record, e.g., in other courses, will be taken into account. (In particular, where students transfer from other Faculties, regard will be had to their record in the previous Faculty.

Discipline

Any teacher of the University may suspend any student from attendance at classes and examination for breach of discipline or misconduct and may impose a fine not exceeding two pounds (\$4).

Every fine shall be paid to the Registrar within forty-eight hours from the time of its imposition. If not so paid the fine shall be doubled, and if the double fine is not paid within one week from the time when the original fine was imposed the Registrar shall report the fact to the Vice-Chancellor in order that suitable action may be taken against the offender.

Travel Concessions

Students not in receipt of remuneration may obtain fare concessions for:

1. bus, ferry and train travel to attend classes during term;
2. train and air travel during vacation.

Application forms for ferry, train and air concession fares are available in the Information and Enrolment Office, where they should be completed and presented with the student's Authority to Attend Classes for certification by the Registrar.

At the beginning of the year applications for ferry and train (term) concessions should be presented when the student has completed his enrolment. During the remainder of the year concession fare application forms will be signed at the Information and Enrolment Office between 9 a.m. and 5 p.m. on the following days:

- **Every Thursday** AND
- the three days before the Easter recess, i.e. 4th, 5th and 6th April AND
- each day during the last week of lectures in Lent and Trinity Terms, i.e. 9th-13th May and 1st-5th August, 1966.

Travel Concessions—(continued)

Bus concession certificates for the year will be issued by officers of the Government Transport Department on presentation of a completed application form and an Authority to Attend Classes at the Information and Enrolment Office between 9 a.m. and 5 p.m., Monday to Friday, during the two weeks from 28th February to 11th March, 1966.

At other times of the year students requiring a new or amended bus pass must present the completed application form and their Authority to Attend Classes at the Concession Fares Office, Department of Government Transport, 10 Phillip Street, Sydney.

A student whose permanent home is in the country may apply for concession fare to travel by train to his own home at weekends. Applications for weekend concessions must be endorsed "For weekend travel between the University and home and return" and must declare the student's home address and the stations between which he will be travelling. Applications for weekend travel concessions will be signed each Thursday throughout the year.

EXAMINATIONS

Application to Sit for Examinations

The annual examinations are held in November-December each year. Formal application to sit must be made in the month of June. Students will be sent an application form in June which must be checked and completed, where necessary, and returned to the Examinations Section of the Registrar's Office by the date shown on the application form. It will be assumed that students who do not return the form by the required date will not be entering for the annual examinations and no arrangements will be made for them to sit.

Examination Timetables

A draft timetable of examinations is displayed towards the end of the year, and official printed timetables are available, shortly before the annual examinations, from the University Enquiry Office in the main quadrangle.

In addition to the annual examinations, examinations in some subjects may be held at the end of the term in which the relevant course was given. Announcements concerning these are made from time to time directly to the student groups concerned.

Study Vacation

There is a period of at least one week between the cessation of lectures and the commencement of the annual examinations so as to provide a period for study and preparation.

Publication of Results

The results of the annual examinations are published in the local Press. The various departments of the Faculty are unable to answer any enquiries concerning examination results. All enquiries must be directed to the Registrar, University of Sydney, in writing.

Deferred Examinations

These are held at the end of the Long Vacation and *may* be granted by the Faculty: (a) to candidates who have been prevented by duly certified illness or misadventure from completing an examination, or (b) to candidates who have failed in any examination, but whose work is deemed sufficient to warrant the concession of a further test. Deferred examinations should be regarded as distinct privileges, not as rights.

Claims for Special Consideration

Any student who desires special consideration by the Examination Board on the ground of illness or misadventure must forward evidence of such to the Registrar before the commencement of the examination period concerned, unless the illness or misadventure takes place during the currency of the examinations, in which case the evidence must be forwarded as soon as practicable.

The request for special consideration must be in the form of a letter in which the student's Faculty, Year and subjects of examination are plainly stated and the special circumstances briefly set forth. In the case of illness, the request must be accompanied by a certificate from a registered medical practitioner.

Medical Certificates

The minimum requirements which a student should ensure are covered by a medical certificate are that it:

- (i) is submitted and signed by his own medical practitioner in attendance, and indicates the date on which the student sought attention;
- (ii) certifies unambiguously to a specified illness or medical disability for a definite period;
- (iii) indicates the degree of incapacity of the student and expresses a professional opinion as to the effect of the student's illness on his ability to take an examination.

Certificates submitted in connection with annual or deferred examinations should be submitted prior to the examinations and will not be otherwise accepted unless the nature of the illness and its occasion prevented submission of the certificate prior to the examinations.

Exemption from Re-examination for Students Repeating Years

Exemption from re-examination may be granted only in special cases. Application for exemption must be made to the Registrar, on a special form, obtainable from the Information and Enrolment Office.

FEES

Fees payable by students in the Faculty of Medicine in 1966 are set out below.

At the time of enrolment fees may be paid for the whole year or for Lent Term only.

Students who pay Lent Term fees only, shall pay the fees due for Trinity and Michaelmas Terms by the third Friday of each of these terms.

The total fees payable by students in the Faculty of Medicine in 1966 are set out in the table below:

	Total Cost Per Annum		If Paid by Term					
			Lent		Trinity		Michaelmas	
	£ s. d.	\$	£ s. d.	\$	£ s. d.	\$	£ s. d.	\$
First Year	177 0 0	(354.00)	79 0 0	(158.00)	49 0 0	(98.00)	49 0 0	(98.00)
Second & Third Years	167 0 0	(334.00)	69 0 0	(138.00)	49 0 0	(98.00)	49 0 0	(98.00)
Fourth Year	198 10 0	(397.00)	100 10 0	(201.00)	49 0 0	(98.00)	49 0 0	(98.00)
Fifth Year	202 6 5	(404.64)	104 6 5	(208.64)	49 0 0	(98.00)	49 0 0	(98.00)
Sixth Year	53 0 0	(106.00)	53 0 0	(106.00)	

Types of Fees

The fees payable by students are:

1. University Fees

- (i) *Student Fees*—See Table of Fees.
- (ii) *General Service Fee*—payable by all students, £15 p.a. (\$30 p.a.).
- (iii) *Library Fee*—annual subscription of £2 (\$4) payable by all students other than candidates proceeding to a higher degree.

2. Compulsory Subscriptions

- (i) *Sydney University Union*: An entrance fee of £10 (\$20) and an annual subscription of £10 (\$20), payable by all male students proceeding to a diploma or degree.
- (ii) *Sydney University Women's Union*: An entrance fee of £10 (\$20) and an annual subscription of £10 (\$20) payable by all enrolled women students.
- (iii) *Sydney University Sports Union and Sydney University Women's Sports Association*: An annual subscription of £6 (\$12) payable by all students other than candidates proceeding towards a higher degree.
- (iv) *Students' Representative Council*: An annual subscription of £2 (\$4) payable by all students other than candidates proceeding towards a higher degree and research students.

In the case of the Union, the Women's Union, the Sports Union and the Women's Sports Association, students who have become life members or who have paid five annual subscriptions, are exempted from further payment.

All compulsory subscriptions and the library fee are payable in full at the time of first enrolment each year.

Student fees and General Service Fees are assessed on an annual basis and may be paid annually, or in three equal amounts each term.

Table of Fees

The fees payable in 1966 may be calculated by adding the appropriate fees in Table 1, below, to the appropriate fees in Table 2.

1. University Fees

Student fees

First to Fifth Years	£132	(\$264)
Sixth Year	£44	(\$88)

General Service Fee

First to Fifth Years	£15	(\$30)
Sixth Year	£5	(\$10)
Library Fee—all years	£2	(\$4)

2. Compulsory Subscriptions

			1st Year of Enrolment	Subsequent Enrolment
Union or Women's Union				
Subscription	£10 (\$20)	£10 (\$20)
Entrance	£10 (\$20)	
Sports	£6 (\$12)	£6 (\$12)
Students' Representative Council	£2 (\$4)	£2 (\$4)
			<hr/> £28 (\$56)	<hr/> £18 (\$36)

Fees—(continued)

Hospital Charges

Main Clinical Course fees (Fourth Year) ..	£31 10 0	(\$63.00)
Obstetrics Course (Fifth Year): fee ..	£8 0 0	(\$16.00)
board ..	£21 0 5	(\$42.04)
Paediatrics (Fifth Year)	£6 6 0	(\$12.60)

Total Cost of Graduation

Bachelor of Medicine and Bachelor of Surgery—£965 (\$1,930)

Bachelor of Science (Medical)

Total fees for course—£167 (\$334)

Post-Graduate Medical Diplomas

Diploma Examination fee	£15 0 0	(\$30.00)
Re-examination fee	£15 0 0	(\$30.00)

Higher Degrees (M.S., M.D., Ph.D.)

Annual registration fee	£4 0 0	(\$8.00)
Student (supervision) fees	£87 0 0	(\$174.00)
Degree fees	£25 0 0	(\$50.00)
Re-examination fees	£25 0 0	(\$50.00)

Postal Enrolments

Students who enrol by post must calculate the amount of fees due from the fees schedule enclosed with the other enrolment material. This amount *must* be enclosed when the completed enrolment form is returned.

Exemption from Re-attendance

Students who have been granted exemption (or leave of absence) from re-attendance at lectures and/or practical work shall enrol in and pay fees for all subjects in which they propose to take annual examinations.

Scholarships, Traineeships, etc.

All students who have been granted scholarships, traineeships or other benefits are required to enrol in the normal manner, clearly indicating which awards they hold. Documentary evidence of the award in the form of scholarship vouchers or letters of authority from the sponsoring body, must be presented to the Fees Office before any fees exemption can be allowed.

Extensions of Time for Payment of Fees

Students may be granted either an extension of time in which to pay their fees or permission to pay their fees by instalments. These are privileges granted only to those in *genuine* financial difficulties. Application for these privileges must be made during the appropriate enrolment period, if late fees are to be avoided.

First Year students will be granted extensions of time or permission to pay fees by instalments only in most exceptional circumstances.

Students enrolling in person should discuss the matter at the Fees Office. Those wishing to do so during the evening should telephone 68 0522 extension 2303 for an appointment.

Students enrolling by post who wish to apply, must enclose with their enrolment documents a letter in which they set out their proposals for payment and their reasons for making the request.

Students awaiting a decision regarding the award of a scholarship or traineeship may apply for an extension of time in which to produce their award vouchers.

Late Fees

Late enrolment fees are payable by students who do not lodge their annual enrolment form by the appropriate closing date as laid down in the Enrolment section of this Handbook.

Late payment fees are payable by—

- (i) students who, having elected to pay fees term by term, fail to pay either Trinity or Michaelmas term fees by the third Friday of those terms.
- (ii) students who, having been granted an extension of time in which (a) to pay their fees in full or in part and/or (b) to produce appropriate documentary evidence that they hold a scholarship or award which covers the payment of their fees in full or in part, fail to pay the fees and/or to produce such documentary evidence by the date on which their extension of time expires.
- (iii) students who, having been granted permission to pay their fees by instalments, fail to make any instalment payment by the agreed date.

Late fees are levied as follows—

- | | |
|---|------------|
| (a) During the first two weeks following the appropriate closing date | £3 (\$6) |
| (b) During the third week following the appropriate closing date | £5 (\$10) |
| (c) Thereafter | £10 (\$20) |

REQUIREMENTS FOR THE DEGREES OF BACHELOR OF MEDICINE AND BACHELOR OF SURGERY

The various rules of the University concerning candidates for the degrees of Bachelor of Medicine and Bachelor of Surgery are as follows¹:

Candidates for the degrees of Bachelor of Medicine and Bachelor of Surgery shall attend the following courses of instruction:

I. *In the First Year*

Chemistry I

Physics I

Biology I

One course from courses approved from time to time by the Faculty chosen from the following: Anthropology I, Archaeology I, Biblical Studies I, Chinese I, Economic History I, Economics I, English I, French I, General Pure Mathematics, Geography I, Geology I, German I, Government I, Greek I, Hebrew I, History I, Indonesian and Malayan Studies I,² Japanese I, Latin I, Mathematics (Pure and Applied) I, Music I, Philosophy I, Psychology I.

II. *In the Second Year*

Anatomy: Three terms.

Dissections: Three terms.

Histology and Embryology, including Laboratory Practice: Three terms.

Physiology, including Laboratory Practice: Three terms.

Biochemistry, Preliminary course.

III. *In the Third Year*

Applied Anatomy: Two terms.

Physiology, including Laboratory Practice: Two terms.

Biochemistry, including Laboratory Practice: Two terms.

¹ The By-laws of the University concerning these degrees appear in full in the University Calendar.

² This course may not be available in 1966.

IV. *In Junior Fourth Year (Michaelmas)*

Pathology, including Laboratory Practice: One term.

Bacteriology, including Laboratory Practice: One term.

Pharmacology: One term.

In the Fourth Year (including Vacation Term)

Pathology, including Laboratory Practice: Two terms.

Bacteriology, including Laboratory Practice: Two terms.

Pharmacology: Two terms.

Therapeutics and Materia Medica: Three terms.

Medicine and Surgery, including special subjects: Three terms.

Medical Psychology: Twelve lectures.

Clinical Diagnostic Methods: Three terms.

Hospital Practice, including Tutorial Surgery (two terms), Tutorial Medicine (three terms), Surgical Out-Patients (one term), Clinical Orthopaedics (one term).

V. *In the Fifth Year (including Michaelmas Term of Fourth Year and the Vacation Term between Fourth and Fifth Years)*

Obstetrics: Thirty-five lectures during Michaelmas Term.

Gynaecology: Fifteen lectures during Michaelmas Term.

Paediatrics: Fifteen lectures during Michaelmas Term.

Psychiatry: Twenty-five lectures during Michaelmas Term.

Medicine and Surgery, including Medical Ethics and special subjects: Michaelmas Term.

Medical Jurisprudence: Ten lectures.

History of Medicine: Five lectures.

Preventive Medicine: Forty-five lectures.

Anaesthetics: One term.

Clinical Gynaecology: One term.

Clinical Diseases of Skin: One term.

Clinical Diseases of Eye: One term.

Clinical Diseases of Ear, Nose and Throat: One term.

Clinical Paediatrics: One term.

Clinical Obstetrics: One term.

Infectious Diseases: At least two attendances at the Prince Henry Hospital.

Hospital Practice, including Clinical Surgery (one term) and Clinical Medicine (one term): Two terms.

Requirements for Degrees—(continued)

VI. In the Sixth Year

Hospital Practice, including Clinical Medicine and Clinical Surgery:
Daily.

The examinations for the degrees of Bachelor of Medicine and Bachelor of Surgery shall be as follows:

- (i) An examination in Chemistry, Physics, Biology and the optional fourth course at the end of the First Year.
- (ii) An examination in Anatomy, Physiology, Biochemistry and Histology and Embryology at the end of the Second Year.
- (iii) An examination in the subjects of Anatomy, Physiology and Biochemistry at the end of Trinity Term of the Third Year. No candidate shall be admitted to the examination unless he has completed the dissection of every part of the body at least once.
- (iv) (a) An examination in Pharmacology, Pathology and Bacteriology at the end of Lent Term of the Fourth Year.
(b) An examination in Introductory Medicine and Surgery at the end of Trinity Term of the Fourth Year.
- (v) An examination in Medical Jurisprudence, Public Health and Preventive Medicine and Psychiatry at the end of the Fifth Year, and examinations in Paediatrics during the Fifth Year.
- (vi) An examination during Michaelmas Term of the Sixth Year in Medicine, including Clinical Medicine and Therapeutics; in Surgery, including Clinical Surgery; in Obstetrics, including Clinical Obstetrics; and in Gynaecology, including Clinical Gynaecology.

For the purposes of Section 17 of the Medical Practitioners Act, 1938, the Fourth, Fifth and Final Degree Examinations prescribed by the Senate of the University of Sydney for students in the Faculty of Medicine shall be the examinations of the Fourth, Fifth and Sixth Years as hereinbefore set out.

Before admission to the Final Examination, candidates shall be required to present the following certificates signed by the responsible teachers at least ten clear days before the date of the examination.

- (i) Of Hospital Practice during the Fourth, Fifth and Sixth Years in accordance with a hospital timetable approved by the Faculty.
- (ii) Of having acted in a recognized hospital during not less than twelve months as Clinical Clerk in the Surgical Wards; not less than twelve months as Clinical Clerk in the Medical Wards; not

less than three months in each of the following capacities—
Clinical Clerk in the Gynaecological In-Patients' Department,
student in attendance in the Surgical Out-Patients' Department,
student in attendance in the Medical Out-Patients' Department,
student in attendance in the Gynaecological Out-Patients' Department; and of having attended demonstrations in Diseases of the Eye, Skin, Ear, Nose and Throat, in Diseases of Children, and in Psychiatry.

- (iii) Of having attended, during the Fifth and Sixth Years, post-mortem examinations on the bodies of at least 15 patients who have died in the hospitals to which the students are attached.
- (iv) Of attendance on an adequate number of cases of childbirth under such supervision as may be approved by the Faculty after having attended a course of lectures upon Obstetrics.
- (v) Of proficiency in Vaccination, Diseases of the Eye, Skin, Ear, Nose and Throat.
- (vi) Of attendance at a course in the administration of anaesthetics.

No candidate shall be admitted to the Final Examination until he shall have produced evidence of having completed his twenty-first year.

At each examination candidates may be required to give proof of their knowledge by a practical or *viva voce* examination as well as by written answers to the questions set in all subjects whatsoever.

Students who have failed to pass any of the prescribed examinations shall, before again presenting themselves for examination, re-attend the courses of instruction in which they have failed, unless they receive exemption at the discretion of the Board of Examiners. Re-attendance at courses of Clinical Instruction is also compulsory, although exemption from these may be granted in special cases by the Board of Medical Studies of the hospital concerned.

Candidates who have passed all the examinations to the satisfaction of the Examiners shall be recommended to the Senate for admission to the degree of Bachelor of Medicine and to the degree of Bachelor of Surgery if they so elect.

Requirements for Degrees—(continued)

Honours at graduation shall depend upon the proficiency shown in the examinations in accordance with regulations approved by the Faculty, and the candidate who shall have been most distinguished shall receive a bronze medal, provided that he shall have obtained first class honours.

Unless with the express permission of the Faculty, granted for special reasons, no candidate shall be awarded Honours at graduation who is of more than seven years' standing in the Faculty.

Bachelors of Medicine, Bachelors of Surgery and Masters of Surgery of this University shall not possess any right to assume the title of Doctor of Medicine.

REQUIREMENTS FOR THE DEGREE OF BACHELOR OF SCIENCE (MEDICAL)

Undergraduates who have completed the examination prescribed for students *at the end of Trinity Term of Third Year of the Faculty of Medicine*, and who have shown special aptitude in their studies, and are considered by the Head of the Department suitable candidates for advanced work, may be permitted by the Faculty to interrupt their medical courses and attend an approved course of advanced study in either Anatomy or Histology and Embryology or Biochemistry or Physiology, and on the completion of the course may be recommended by the Faculty for admission to the Pass Degree of Bachelor of Science (Medical), or in cases of outstanding merit, to the Honours Degree of Bachelor of Science (Medical).

Undergraduates who have completed the examination prescribed at the *end of Lent Term or of Trinity Term of the Fourth Year of the Faculty of Medicine*, and who have shown special aptitude in their studies, and are considered by the Head of the Department suitable candidates for advanced work, may be permitted by the Faculty to interrupt their medical courses and attend an approved course of advanced study in either Anatomy or Histology and Embryology or Biochemistry or Physiology, Bacteriology or Pathology or Pharmacology, and on completion of the course may be recommended by the Faculty for admission to the Pass Degree of Bachelor of Science (Medical) or in cases of outstanding merit to the Honours Degree of Bachelor of Science (Medical).

The course is designed to give some or most of the better students an opportunity to indulge in a year's research in one of the departments mentioned above. The various departments have slightly different attitudes to the candidate, but most require a thesis at the end of the period with or without an examination.

Above average students are advised in the strongest terms seriously to consider taking this extra degree which will be found to be most rewarding. Those interested should make inquiries in the department of their choice or amongst a number of departments should they be undecided.

Applications

(i) Those students desiring to proceed to the degree of B.Sc.(Med.) following the Third Year Examinations are requested to apply to the Registrar by mid-September.

(ii) Those students desiring to proceed to the degree of B.Sc.(Med.) following the Fourth Year Examinations held at the end of Trinity Term are requested to apply to the Registrar within one week of the publication

Requirements for Degree—(continued)

of the examination results.

Applications should indicate the department(s) in which the student desires to work whilst proceeding to the degree. It is not necessary for a student to work in the department in which the best examination results were obtained.

Scholarships

A number of scholarships are available for students who have completed with merit the Third or Fourth Year courses in the Faculty. The number and value of the scholarships varies from year to year. In 1965 eighteen scholarships were awarded and the value ranged from £100 to £200. Candidates who wish to be considered for a scholarship should indicate this when applying for permission to proceed to the degree of B.Sc.(Med.). It will not be necessary to wait for the results of the Annual Examination before applying for a scholarship. *Candidates for such scholarships should state in their applications whether they hold Commonwealth or other scholarships and, if so, the value of the scholarship, the conditions under which it is held and whether or not they are in receipt of a living allowance.*

COURSES OF STUDY FOR THE DEGREES OF BACHELOR OF MEDICINE AND BACHELOR OF SURGERY

Chemistry I

Alternative courses in Chemistry are given in First Year: Chemistry IA and Chemistry IB. Students enrol simply in Chemistry I, and entry to particular classes is arranged in the Chemistry School. Further details will be posted there before the beginning of Lent Term.

Chemistry IA

Designed for students with an interest in the subject continuing beyond First Year, and particularly for those who will become professional chemists (including biochemists, pharmacists and agricultural chemists). The course is built on a sound prior knowledge of Leaving Certificate Chemistry. Completion qualifies a student for admission to Chemistry II.

Students in the Faculties of Science and Engineering, if suitably prepared, are encouraged to take this course. A student in any other Faculty is admitted only if he has an "A" pass in Leaving Certificate Chemistry and if his timetable permits.

LECTURES. A course of about 80 lectures,¹ three per week in each term, covering Chemical Theory, Inorganic and Organic Chemistry, with approximately equal time spent on each of these three parts.

PRACTICAL WORK. A course of three-hour sessions, one per week throughout the year.

Chemistry IB

Designed as a course for students requiring to complete a study of Chemistry in one year. Completion of this course does however qualify a student for admission to either of the Second Year courses, Chemistry (Subsidiary) (i) and (ii). A student with an outstanding record in Chemistry IB may be admitted to Chemistry II.

LECTURES. A course of about 80 lectures¹ covering the same fields as the IA course but in a less advanced manner.

¹Tutorial and exercises classes, lecturettes, etc., at which attendance is not compulsory, are also arranged at times convenient to students.

Courses of Study—(continued)

PRACTICAL WORK. As for Chemistry IA.

TEXTBOOKS

Booklists in Chemistry are being revised and students will be advised of the recommended textbooks when enrolling.

Persons proposing to study Chemistry for the first time are advised to read before the beginning of Lent Term one of the following:

Boden, *Senior Chemistry*, Edition 2.

Pimentel (Ed.), *Chemistry, an Experimental Science*.

Physics I

Students in Physics I are divided into three distinct grades, namely, IA, IB and IC, and examinations are held at corresponding standards, i.e., Physics IA, Physics IB and Physics IC.

The course IA is designed as a distinction level course and is restricted to students who have passed examinations in Physics and Mathematics at a standard equivalent at least to that of an "A" in the Leaving Certificate Examination.

The course IC is designed for students who have not achieved the standard pass in Physics at the Leaving Certificate or equivalent examination.

The course IB is designed for students in all other categories.

Except in special circumstances, the course IA is available only to students in the Faculty of Science and Engineering.

LECTURES. Courses are provided throughout the year in the elementary principles of mechanics, properties of matter, heat, wave motion, sound, light, magnetism and electricity, and atomic physics.

PRACTICAL WORK. A laboratory course of three hours per week throughout the year.

TEXTBOOKS

The recommended textbooks for all First Year students:

Butler and Blatt, *A Modern Introduction to Physics*, Vol. I (Mechanics, Properties of Matter and Heat).

Butler and Winn, *A Modern Introduction to Physics*, Vol. II (Sound and Wave Motion, Electricity and Magnetism).

Butler and Messel, *A Modern Introduction to Physics*, Vol. III (Atomic and Nuclear Physics and Light).

Alternative Textbooks for Course 1C

Mitton, *Heat, Light and Sound*.

Mitton, *Mechanics and Hydrostatics*.

Mitton, *Electricity and Magnetism*,

or

McKenzie, *Hydrostatics and Mechanics*.

McKenzie, *Heat, Light and Sound*.

McKenzie, *Magnetism and Electricity*,

or

Nelkon, *Principles of Physics*.

Caro, McDonnell and Spicer, *An Introduction to Atomic and Nuclear Physics*.

REFERENCE BOOKS

Course 1B:

Sears and Zemansky, *College Physics*, Parts I and II.

Margenau, Watson and Montgomery, *Physics, Principles and Applications*.

Ference, Lemon and Stephenson, *Analytical Experimental Physics*.

Shortley and Williams, *Principles of College Physics*.

Course 1C:

Booth and Nicol, *Physics*.

Gardiner, *Practical Problems in Physics*.

Taylor, *Physics the Pioneer Science*, Vols. I and II.

Additional reference books will be announced throughout the course.

Students may supplement their textbooks with Rogers, *Physics for Medical Students*, or Webster and Robertson, *Medical and Biological Physics*.

Biology I

A course of 80 lectures, 25 three-hour practical classes and two field excursions. This course is an introduction to the major branches of Biology with an emphasis on the characteristics that living organisms have in common be they bacteria, plants or animals. There are six main parts of the course: the cell, the kinds of living organisms (diversity and functional anatomy), organisms and environment, the nature of variation, development and evolution.

The lecture course is given on closed circuit television.

TEXTBOOKS

Whaley *et al.*, *Principles of Biology* (3rd ed.).

Moore, *Heredity and Development* (Oxford paperback).

Romer, *Man and the Vertebrates*. Vol. I. (Pelican paperback).

Buchsbaum, *Animals without Backbones* (Pelican paperback).

Laboratory Guide for Biology I (University of Sydney).

Courses of Study—(continued)

All students are required to purchase these books; they are available at the University Co-operative Bookshop.

FOR PRELIMINARY READING. For preliminary reading before attending the course students are recommended to read Asimov, *The Wellsprings of Life* (Mentor paperback).

REFERENCE BOOKS

A number of reference books are available in multiple copies in the first year reading room of the Fisher Library. A list of these books will be issued at the beginning of the year.

EQUIPMENT AND PRACTICAL BOOK

Each student must provide himself with the following equipment before the first practical class:

- (a) 2 all-metal, one-piece scalpels; one small, the other of medium size. Scalpels with detachable blades may *not* be used.
- (b) 2 pairs of scissors; one pair small with fine sharp tips; the other with broad rounded tips. In buying scissors check that they cut to the tip.
- (c) 3 pairs of forceps; two with fine sharp tips; the other with broader rounded ends. In buying, check that the fine forceps meet at the tip.
- (d) 2 dissecting needles, preferably all-metal.
- (e) 1 *fine* probe.
- (f) 1 dozen 3" x 1" glass slides.
- (g) One quarter box of cover slips (Nos. 2).
- (h) Hand lens (magnification x 10).
- (i) Drawing pencil (HB) and rubber.
- (j) One small, curved suture needle.
- (k) One small packet of lens tissue.
- (l) Small water-colour paint brush.
- (m) 2 razor blades with metal safety edge.
- (n) Small packet of tissues.
- (o) Tea towel, matches.
- (p) Centimetre graph paper.

Fourth Course in First Year

Details of the courses available as the fourth course in First Year may be obtained from the Handbooks of the Faculty of Arts or Faculty of Science or the University Calendar. Lists of textbooks in Arts and Science subjects are available at the office of the Student Advisers.

Anatomy

Second Year

Lectures and dissections relating to the abdomen, thorax, head and neck are conducted in Lent and Trinity Terms, and to neuro-anatomy in Michaelmas Term.

Students need to provide themselves with purchased "half sets of bones"; these cannot be obtained from the department.

Third Year

Lectures and dissections relating to the extremities are conducted in Lent and Trinity Terms plus correlation and integration of the total Anatomy course approached from various aspects.

Prosectors

Each year, students of Medicine II can compete for selection as prosectors. The competition is limited to those students who reach honours standard in their Second Year.

Prosectors are considered to have gained particular merit in their anatomical studies, and in addition one or more prosectors may be awarded the Wolfe Solomon Brown Prize and the A. M. Loewenthal Prize each year.

Bachelor of Science (Medical)

Medical students may study for this degree in the Department of Anatomy.

Requirements are approximately ten months' work upon a specific research project, plus such reading as the Professor of Anatomy may direct.

Post-Graduate Courses

Special courses of lectures illustrated with practical material are given during each year for seven diplomas in the Faculty of Medicine.

A post-graduate course for the Primary Examination of the Fellowship of the Royal Australasian College of Surgeons, consists of approximately sixty hours' tuition in theory and practical work.

Practical Anatomy and Dissections

The dissection rooms are open to members of the Practical Class only, during all the three terms, from Monday to Friday, for periods between the hours of 9 a.m. and 4.50 p.m., under the supervision of the Professor and the Teaching Staff. Dissection groups are arranged at the beginning of the academic year. During each of the terms in which attendance on Practical Anatomy is obligatory in accordance with the University By-laws, every student must be actually engaged in dissection, so far as the allotment of parts renders this at any time possible. Particular attention must be given during the prescribed hours to actual work in the dissecting

Courses of Study—(continued)

room, where alone a practical familiarity with the macroscopic details of human structure can be acquired.

Viva voce examinations may be held from time to time at the discretion of the Professor.

Admission to Dissection Rooms and Anatomy Museum is strictly limited to graduates in Medicine and Dentistry and undergraduates enrolled in Anatomy.

Removal of anatomical material from the Department is prohibited by law as specified in the Anatomy Act.

TEXTBOOKS

Cunningham, *Manual of Practical Anatomy*, Vols. I, II and III.

Cunningham, *Textbook of Anatomy*,

or

Gray, *Anatomy*.

Jamieson, *A Companion to Manuals of Anatomy*.

REFERENCE BOOKS

Spalteholz, *Hand-Atlas of Human Anatomy*,

or

Toldt, *Atlas of Human Anatomy*,

or

Grant, *Atlas of Anatomy*.

Frazer, *Anatomy of the Human Skeleton*.

Lockhart, Hamilton and Fyfe, *Anatomy of the Human Body*.

Shellshear and Macintosh, *Surveys of Anatomical Fields*.

Lee McGregor, *Synopsis of Surgical Anatomy*.

Histology and Embryology

A course of lectures in Histology and Embryology, and of practical work in Histology, is provided for medical students in their Second Year.

Embryology. The lectures are distributed as follows:

- (i) Lent Term—one lecture per week on introductory embryology and embryogenesis.
- (ii) Trinity Term—two lectures per week on organogenesis.
- (iii) Michaelmas Term—one lecture per week on causal embryology.

Histology. The following lecture course is delivered:

- (i) Lent Term—two lectures per week on cytology, principles of histology and the structure of tissues.
- (ii) Trinity Term—two lectures per week on organ histology and histophysiology.
- (iii) Michaelmas Term—completion of work begun in Trinity Term.

Practical Histology. Students are required to attend two two-hour periods per week in Lent, Trinity and Michaelmas Terms. After a lecture-demonstration with photomicrographic lantern slides they are required to examine and in appropriate cases to draw representative fields from their issued slide collection or from their issued collection of electron micrographs.

Bachelor of Science (Medical).

Medical students who have satisfactorily completed their Third or Fourth Year examinations may elect to study for this degree in the Department. They will be required to spend approximately ten months working on a specific research project and doing what further reading the Professor may direct.

Laboratories and Classrooms

The Embryology Demonstration Room and the practical classrooms (in which demonstration photomicrographs are displayed) are usually open to students.

Subject to arrangement with the Professor, graduates and interested undergraduates are encouraged to work on special research projects in the histological laboratories.

INTRODUCTORY READING

Le Gros Clark, *The Tissues of the Body.*

Bourne, *An Introduction to Functional Histology.*

Corner, *Ourselves Unborn.*

Huetter, *Fundamentals of Comparative Embryology of the Vertebrates.*

Harrison, *Man the Peculiar Animal.*

TEXTBOOKS (HISTOLOGY)

Bloom and Fawcett, *Textbook of Histology.*

Ham and Leeson, *Histology* (equally recommended).

Arey, *Human Histology* (revision only).

For Reference:

De Robertis, Nowinski and Saez, *General Cytology.*

Martin and Johnson, *Practical Microscopy.*

Baker, *Cytological Technique.*

Di Fiore, *An Atlas of Human Histology.*

Casey, *Electron Microscopy.*

Porter and Bonneville, *An Introduction to the Fine Structure of Cells and Tissues.*

TEXTBOOKS (EMBRYOLOGY)

Hamilton, Boyd and Mossman, *Human Embryology.*

Baxter, *Aids to Embryology* (revision only).

Courses of Study—(continued)

For Reference:

Patten, *Human Embryology*.

Witschi, *Development of Vertebrates*.

Willier, Weiss and Hamburger, *Analysis of Development*.

Waddington, *Principles of Embryology*.

Raven, *An Outline of Development Physiology*.

Physiology

First Year Course

Two lectures are given each week during Lent, Trinity and Michaelmas Terms and each student attends the laboratories for instruction in practical physiology for four hours weekly during Trinity and Michaelmas Terms. The series of lectures taken by students of Medicine provides the first part (three terms) of an integrated five-term course (Physiology I and Physiology II) in human physiology.

Second Year Course

This series of lectures and practical classes forms the second part of a course in Human Physiology (see First Year course above). Five lectures are given weekly during Lent and Trinity Terms. Practical instruction is given four hours weekly during Lent Term.

Third Year Course (B.Sc.(Med.))

This is normally taken by students in Medicine proceeding to the Degree of Bachelor of Science (Medical). During this course the student spends all his time in the laboratory. The main aim is to allow students to undertake some research work under supervision. The student is attached to a particular research group and investigates a specific problem under supervision. The results of his work are embodied in a thesis. During the year a critical essay on a general topic is also undertaken. The thesis and the essay take the place of a formal examination.

In cases of special merit, a student in Medicine may be permitted by the Faculty of Science to transfer to the Faculty of Science and to attend the Fourth Year course in Physiology as a candidate for the Degree of Bachelor of Science with Honours in Physiology.

TEXTBOOKS

Samson Wright's *Applied Physiology*, revised by Keele and Neil, 11th edition (1965).

Ruch and Fulton, *Medical Physiology and Biophysics*, 18th edition (1960), or

H. Davson and G. Eggleton, *Principles of Human Physiology*, 1962.

Biochemistry

This course is studied during five terms of the Second and Third Years of Medicine, and assumes clear understanding of the chemistry studied in First Year. It is intended to assist the student to acquire a sound knowledge of certain concepts which have contributed greatly to the scientific basis of modern medicine. The student is expected to integrate biochemistry with his other studies.

Second Year

About fifty-two lectures are given during Lent, Trinity and Michaelmas Terms. The topics to be studied include the following—

Revision and extension of physical chemistry where relevant to biochemical ideas, including bonding, reaction equilibrium, physical chemistry of solutions; the amino acids and their linking into proteins; the structure of protein molecules, their behaviour in solution and methods of characterization; nature of enzymes and the way in which they can catalyse reactions; properties and structure of other nitrogenous constituents of the body including vitamins; nature and function of nucleic acids; digestion of proteins; chemistry and digestion of carbohydrates; metabolism of carbohydrates; chemistry and digestion of lipids; oxidation of fatty acids; oxidation-reduction enzymes, cytochromes, porphyrins and oxidative phosphorylation.

Some one-hour lecture-demonstrations on practical aspects of the above topics will be held throughout the three terms.

The student in Second Year should thoroughly acquaint himself with the structure of molecules of biological significance and their chemical behaviour. This will provide a solid foundation for the study of the dynamic state of the body's constituents.

Third Year

About fifty lectures are given during Lent and Trinity Terms, and five hours a week laboratory work. The topics to be studied include the following—

The intermediary metabolism of lipids, amino acids, purines, pyrimidines and porphyrins; nutrition; the handling of water and electrolytes; some regulatory and excretory functions; biological antagonism and antibiotics; active transport; some features of the metabolism of neoplastic and growing tissues; biochemistry of the inorganic constituents of the body, especially iron and calcium; inborn errors of metabolism.

Seminars, attendance at which will be on a voluntary basis, will be held during Third Year. Selection of students for participation in these seminars will initially be on a basis of previous examination record, and continued attendance will depend on performance. There may also be an opportunity for some extra practical work for a limited number of interested students during the Third Year. Medical students may also attend any lectures on biochemistry given to science students if timetable arrangements permit.

Courses of Study—(continued)

INTRODUCTORY VACATION READING FOR SECOND YEAR

- E. Borek, *The Atoms Within Us* (1961).
F. R. Jevons, *The Biochemical Approach to Life* (1963).
E. S. West, *Textbook of Biophysical Chemistry*, 2nd Edition (1956).

INTRODUCTORY VACATION READING FOR THIRD YEAR

The Scientific American Reader, *The Physics and Chemistry of Life* (1957).

TEXTBOOKS (Required for the Whole Course)

Either

A. White, P. Handler and E. L. Smith, *Principles of Biochemistry* (1964),

or

E. S. West and W. R. Todd, *Textbook of Biochemistry*, 3rd Edition (1961).

REFERENCE BOOKS

The Harvey Lectures, 1947-1964.

R. F. Pitts, *Physiology of the Kidney & Body Fluids* (1963).

R. H. S. Thompson and E. J. King (Eds.), *Biochemical Disorders in Human Disease* (1964).

H. Harris, *Human Biochemical Genetics* (1959).

British Medical Bulletin (*certain issues*).

Lectures on Scientific Basis of Medicine.

CIBA Foundation Symposia (*certain issues*).

Annual Review of Biochemistry (*certain chapters*).

Bachelor of Science (Medical)

Students, at the completion of their Third or Fourth Year, may apply to enrol for this degree in the Department of Biochemistry. Students during this year will be encouraged to expand their knowledge of Biochemistry and special emphasis will be placed on the nature of metabolic reactions and they will become proficient in as wide a variety of laboratory techniques as possible. Students exhibiting the ability will be assigned an appropriate problem.

Pathology

In the Department of Pathology each student attends morning and afternoon classes throughout Michaelmas Term in the Third Year and morning classes during Long Vacation and Lent Terms in the Fourth Year.

The course of study in Pathology consists of systematic lectures, post-mortem demonstrations, practical laboratory work and tutorials in General Pathology, Special Pathology and Helminthology. It is an advantage, but not essential, for a student to possess his own microscope.

Instruction given in the post-mortem room constitutes an important part of the course. Students are required to assist at a post-mortem examination, and to submit a written report.

Bachelor of Science (Medical)

Up to four students may be selected after Fourth Year to work in this Department. Each student is set a research project and is given whatever help he requires. Opportunity is also given for the students to further their knowledge of pathology.

TEXTBOOKS

Muir, *Textbook of Pathology*, 7th Edition,

OR

William Boyd, *Textbook of Pathology*, 7th Edition.

REFERENCE BOOKS

G. Payling Wright, *Introduction to Pathology*, 3rd Edition.

Floreys, *Lectures in General Pathology*, 3rd Edition.

Bacteriology

A course is given in the Third and Fourth Years dealing with the principles of medical microbiology, immunology and immunity, and their applications to the study of infection and infectious diseases. Practical instruction, totalling about fifty hours, is given during the third term of the Third Year. For this course students will require to provide themselves with a small amount of apparatus, a list of which is posted in the Department. Microscopes used in this class must be equipped with an oil immersion objective.

Facilities for research are provided within the Department, and the Professor will be glad to make these available to any persons considered competent to undertake research in bacteriology under the conditions laid down in the By-laws of the University.

Bachelor of Science (Medical)

A limited number of suitably qualified students may be selected and encouraged to undertake research projects and specialized study leading to this degree. Further details may be obtained from the staff.

TEXTBOOKS

Jawetz, Melnick and Adelberg, *Review of Medical Microbiology*—
Latest Edition

OR

Stewart, *Bigger's Handbook of Bacteriology*—Latest Edition.

Courses of Study—(continued)

Burnet, *The Natural History of Infectious Diseases*.
Humphrey and White, *Immunology for Students of Medicine*. Latest Edition.

REFERENCE BOOKS

S. P. Bedson, A. W. Downie, F. O. MacCallum and C. H. Stuart-Harris, *Virus and Rickettsial Disease*.
A. J. Rhodes and C. E. van Rooyen, *Textbook of Virology*.

Pharmacology

Important drugs used as physiological reagents will be referred to during the Physiology course.

A course of 30 lectures in Systematic Pharmacology will be given during Michaelmas, Lent and Trinity Terms for students in their Fourth Year.

TEXTBOOKS

Goth, *Medical Pharmacology*.
Lewis, *Introduction to Pharmacology*.
Robson and Stacey, *Recent Advances in Pharmacology*, 3rd Edition.

The following may be consulted—

Goodman and Gilman, *The Pharmacological Basis of Therapeutics*.
Sollmann, *Manual of Pharmacology*.

Medical Jurisprudence

Course of Study. Legal procedure in criminal matters. Medical evidence. Identity in the living and the dead. Death in its medico-legal relations. Burial and cremation. Examination of the dead body. Signs of death. Forms of death. Sudden death from natural causes. Medico-legal autopsies. Examination of the living. Wounds in their medico-legal relations. Injuries of special regions of the body. Wounds by firearms. Thermal trauma. Electric trauma. Asphyxial deaths. Blood stains. Blood groups in their medico-legal relations. Sex incidents. Pregnancy. Abortion. Infanticide. Insanity and inebriation in relation to the law. Workers' compensation.

Lectures are illustrated by photographs and descriptions of cases from the Sydney Morgue and by specimens from the Museum.

TEXTBOOKS

Smith and Fiddes, *Forensic Medicine*.
Simpson, *Forensic Medicine*.
Bowden, *Forensic Medicine*.

Medicine

The Department of Medicine provides courses of study during the Fourth, Fifth and Sixth Years and lectures are regarded as complementary

to ward work. In the Fourth Year instruction is devoted to a discussion of general principles, the study of disease being approached chiefly from the functional and semeiological standpoints. Emphasis is placed upon the elicitation of the phenomena of disease and their interpretation in terms of pre-clinical subjects. In the Fifth Year one term is spent as clinical clerk on the medical wards of a teaching hospital. Special aspects of medicine and the regional specialties are dealt with in the University and teaching hospitals. In Sixth Year clinical medicine is taught in the teaching hospitals and additional importance is attached to differential diagnosis, prognosis and management.

The Principles of Medicine (Fourth Year)

Lectures on the principles of medicine are given throughout Fourth Year. The study of disease is approached from the point of view of disturbed structure and function and their manifestations in abnormal symptoms and signs.

Special Lectures in Medicine

Lectures in selected fields of special medicine are given during Fourth Year. Some lectures are given upon diseases which are of importance to the practising doctor, though infrequently seen by students in the wards of the teaching hospitals.

Correlation Clinics in Medicine

Correlation Clinics in medicine are conducted by the Professor for Fifth and Sixth Year students together. The course lasts two years, and aspects of clinical medicine are presented and discussed in relation to the basic sciences with which the student has previously become familiar.

Therapeutics

The course of lectures in general therapeutics and applied pharmacology is given during Fourth and Fifth Years. Some aspects of therapeutics are incorporated into the Correlation Clinics in Medicine.

During Sixth Year, tutorial classes are held on practical therapeutics in the teaching hospitals.

History of Medicine (Fourth Year)

A series of five lectures is given in Michaelmas Term of Fourth Year.

Clinical Laboratory Methods (Fourth Year)

Practical classes on clinical laboratory medicine are held during the long Vacation, Lent and Trinity Terms of Fourth Year. The object of the class is to instruct the student in the technique and interpretation of the more important laboratory methods employed in clinical diagnosis. The training is designed to enable students to use to advantage the ward laboratories of the hospitals when acting as clinical clerks during the Fifth and Sixth Years. The work is correlated with the clinical tutorials on physical signs and with the lectures on Medicine.

Courses of Study—(continued)

Tutorial and Ward Work (Fourth Year)

The clinical tutors introduce the student to the study of clinical medicine and give practical instruction in general semeiology. The work in the wards consists in the application at the bedside of the principles inculcated in the lectures. The object of the course is to make the student thoroughly familiar with the signs and symptoms of diseases and the methods of examining patients, so as to be able to determine the nature and locus of altered function and structure. Observation of the general appearance of diseased individuals is first undertaken, to be followed by the study of the methods employed in the physical examination of patients. These methods are first applied to the study of the normal individual so as to establish a standard of comparison. The investigation of the various functions and regions of the body in disease is then undertaken *pari passu* with the consideration of these in the lectures.

The time devoted to clinical tutorials and ward work is one and a half hours on two afternoons per week during the Long Vacation, Lent, Trinity and Michaelmas Terms.

Ward Work and Bedside Clinics (Fifth Year)

The students attend the medical wards of the general teaching hospitals in the morning for one term during the Fifth Year. The work consists of clinical clerking and ward clinics, particular attention being paid to case taking and following the course of disease. Students attend all post mortems on cases in the unit, the clinical clerk becoming the post-mortem clerk. At the Royal Prince Alfred Hospital all the students of the year attend the ward of the Professor of Medicine. Corresponding arrangements are made at the other three teaching hospitals which the Professor visits.

Ward Work and Bedside Clinics (Sixth Year)

Students spend most of the day in the wards where they work largely as freelances, and are given more responsible tasks as an integral part of the hospital unit to which they are attached. Cases are allotted and case records include a commentary. At bedside clinics the students are trained in the examination of patients, the cases are discussed in all their bearings, more especially with reference to differential diagnosis, prognosis and management.

The students allocated to each hospital unit attend all post-mortems on cases in their unit. The clinical clerks participate in the post-mortem examinations on their cases and are required to furnish a full report correlating the ante-mortem and post-mortem findings.

Lectures in Clinical Medicine (Sixth Year)

A course of clinical lectures and demonstration is given during the

Lent, Trinity and Michaelmas Terms. The subjects chosen are mainly such as lend themselves to discussion from the point of view of differential diagnosis, treatment and prognosis.

Infectious Diseases

A course of instruction in infectious diseases, consisting of lecture demonstrations and ward clinics, is given at the Prince Henry Hospital during the Fifth Year. Each student attends two sessions of the class.

TEXTBOOKS

A textbook of general medicine:

Harrison, *Principles of Internal Medicine*.

Cecil and Loeb, *A Textbook of Medicine*.

Davidson, *The Principles and Practice of Medicine*.

A textbook of therapeutics:

Dunlop, Davidson and Alstead, *Textbook of Medical Treatment*.

A textbook for ward work:

Hunter and Bomford, *Hutchison's Clinical Methods*.

There are a number of excellent works available which deal with specific bodily systems in greater detail. These are available in the library and should be used for reference purposes.

Paediatrics

Twelve introductory lectures on the medical and surgical aspects of Paediatrics are given to the whole of the Fifth Year each September.

Students attend the Royal Alexandra Hospital for Children and the Institute of Child Health for a complete term during the Fifth Year. The work consists of attendance at medical and surgical out-patients, psychiatric clinics, ward rounds, tutorials and pathology demonstrations. Each student spends two weeks in residence in the hospital. Facilities are provided when possible for the individual student with a special interest to pursue it.

Weekly clinical discussions are held during the Fifth and Sixth Years for all students who have completed their term of paediatric clerking.

TEXTBOOKS

There is no good and short book covering medical and surgical paediatrics. This is fortunate, because it may encourage the student to dip into several books and find out that there are different points of view.

E. Waldo Nelson, *Nelson's Textbook of Paediatrics*, 7th Edition.

R. S. Illingworth, *The Normal Child*.

White and Dennison, *Surgery in Infancy and Childhood*.

Courses of Study—(continued)

- D. W. Winnicott, *The Child and the Family, The Child and the Outside World, Collected Papers.*
- Charlotte Naish, *Breast Feeding.*
- Douglas Gairdner (Ed.), *Recent Advances in Paediatrics.*
- A. Holzel and J. P. M. Tizard (Eds.), *Modern Trends in Paediatrics.*
- R. W. B. Ellis, *Diseases in Infancy and Childhood.*
- A. A. Moncrieff (Ed.), *Hutchison's Lectures on Diseases of Children.*
- J. H. Hutchison, *Practical Paediatric Problems.*
- Willis J. Potts, *The Surgeon and the Child.*
- Orvar Swenson, *Paediatric Surgery.*
- Robert E. Gross, *The Surgery of Infancy and Childhood.*
- Ingraham and Matson, *Neurosurgery of Infancy and Childhood.*
- Agnes McGregor, *Pathology of Infancy and Childhood.*
- Fred Silverman, *Dunham's Premature Infants.*
- D. W. Winnicott, *The Family and Individual Development* (Tavistock Publications).

Principles and Practice of Surgery

Surgical instruction is carried out over the Fourth, Fifth and Sixth Years. It includes systematic instruction in general surgery and the surgical specialties in the Blackburn Building at the University. Tutorial instruction in clinical surgery, surgical pathology, operative surgery, the surgical specialties, and the special branches of investigation and treatment is given in the recognized teaching hospitals.

In the Fourth Year didactic lecturing is carried out over Long Vacation and Lent Terms, and the main emphasis is on the underlying principles of general surgery. It includes a historical survey of the topic, discussions of the basic physio-pathological states, fundamentals of surgery, such as shock, haemorrhage, wounds, fluid and electrolytes, surgical bacteriology, chemotherapy and infection, a review of the major tumours and methods of dealing with them, and discussions of the important lesions taken regionally and systematically. At the end of this course, special lectures are given in diseases of the ear, nose and throat, neurosurgery, urology, plastic surgery and other systems. Fifth Year's lectures are essentially confined to the more specialized aspects of surgery, such as cardiac and thoracic surgery.

Within the hospital in Fourth Year the instruction is directed towards the examination of the patient, the elicitation of physical signs, basic clinical surgery and minor surgery. In the Fifth Year, one full term of ten weeks is devoted to intensive surgical instruction: within Royal Prince Alfred Hospital it is given in the Surgical Professorial Unit, and in the other teaching hospitals similar arrangements are made, but the Professorial Unit is replaced by specially appointed University representatives within that hospital.

In Final Year the students are allocated to the various surgical units of the teaching hospitals and are under the instruction of the honorary surgeons to the hospital who are appointed part-time Clinical Lecturers by the University. Within the hospitals the various special clinics and departments all carry out instructions in their particular fields. For two terms the Professor of Surgery attends the various teaching hospitals in rotation and takes special classes in clinical surgery and surgical pathology and demonstrations have been set up in the Medical School on particular topics; these demonstrations are increasing in number. On one morning each week Correlation Clinics are held at the University: these combine basic science and clinical instruction.

TEXTBOOKS

- Hamilton Bailey, *Physical Signs in Clinical Surgery*.
Bailey and Love, *A Short Practice of Surgery*.
Handfield Jones and Porritt, *The Essentials of Modern Surgery*.
Christopher, *Text-Book of Surgery*.
Rose and Carless, *Textbook of Surgery*, 19th Edition, 1960.

SPECIAL REFERENCE BOOKS

- William Boyd, *Pathology for the Surgeon*, 7th Edition.
Watson Jones, *Fractures and Joint Injuries*.
John Crawford Adams, *Outline of Orthopaedics*.
Rank and Wakefield, *Injuries to the Hand*.

GENERAL REFERENCE BOOKS

- Pye, *Surgical Handicraft*.
Harold Dew, *Hydatid Disease*.
Hamilton Bailey, *Emergency Surgery*.
Grey, Turner and Rogers, *Modern Operative Surgery*.
Rodney Maingot, *Abdominal Operations*.
Eric L. Farquharson, *Textbook of Operative Surgery*.

Fourth Year

In the two terms devoted especially to introductory surgery the methods of clinical examination and demonstration of physical signs is of first importance, and the remainder of the time is spent on basic clinical surgery, common surgical diseases and the simpler surgical therapeutic measures. Classes are held in the wards and out-patients' departments of the teaching hospitals. The following, though not an exhaustive list, may be taken as an indication of the work covered:

Case taking, wounds, various types of infection, antiseptics, asepsis, surgical dressings, splints and bandages, methods of examination of all parts of the body, fractures and dislocations, shock and haemorrhage, tumours, ulcers, minor surgical appliances, common surgical diseases, nursing methods, etc.

Courses of Study—(continued)

Fifth Year

During this term the students are allocated to cases and act as surgical dresser to them. They are expected to know the full medical and social details of the patient, to assist at operation, to be present as far as possible at all investigations and at all treatment on the patient. Daily clinical instruction is carried out, and as far as possible the students are expected to go into residence for a period of at least two weeks in their hospital during this term of intensive surgical instruction. During the term of instruction in paediatrics special teaching in surgical diseases of childhood is carried out in the ward of the Royal Alexandra Hospital for Children.

CLINICAL SURGICAL INSTRUCTION (SIXTH YEAR)

During this year the students are all allotted in small groups to the various in-patient honorary surgeons of the teaching hospital. They are expected to become part of the ward organization under the control of the House Surgeon and Surgical Registrar and to take some of the histories, act as surgical dressers, and as assistants in the operating theatre. In addition, they attend the special classes in surgery, which are conducted by the clinical lecturers and the Professor of Surgery. These lectures deal particularly with the problems of differential diagnosis as well as the clinical aspects and treatment of various types of surgical cases which from time to time present themselves in the wards.

Obstetrics and Gynaecology

Lectures on the principles and practice of obstetrics and gynaecology will be given during the Fourth Year.

Practical Instruction in Obstetrics and Gynaecology

During each ten-week term of Fifth Year, groups of students are allotted to do obstetrics and gynaecology. For five weeks of this term half of the student group will live in their hospital. During the non-residential period students attend the hospital during the day. Formal instruction continues throughout the term and consists of:

- (1) Tutorial-demonstrations in the University and
- (2) Clinical instruction in the hospital.

Tutorial Demonstrations by the Professorial Staff

- (a) One class per week for the first six weeks of term on the anatomy, physiology and pathology of pregnancy, labour and puerperium.
- (b) One class in each of the seventh and eighth week of term on the care of the newborn by the Professor of Child Health or his delegate.
- (c) One symposium in each of the ninth and tenth week of term.

Clinical Instruction

Clinical classes are held as follows:

- (1) By the Professor or Associate Professor. One class per fortnight to each hospital group.
- (2) By the half-time departmental staff. Additional clinical instruction to each sub-group throughout the term.
- (3) By the Senior Honorary Staff
 - (i) *Obstetrics*

One class per week of at least one hour to each group, sub-group or further subdivided group depending on the number of students in each group, aiming at not having more than ten students per class. Five of these classes to take the form of clinical lectures and the remaining five to be a teaching ward round. The subject matter to be covered in these classes involves the diagnosis, prognosis and the treatment of the complications of pregnancy, labour and the puerperium.
 - (ii) *Gynaecology*

One class per week of at least one hour to each group, sub-group or further subdivided group depending on the number of students in each group, aiming at not having more than ten students per class. These classes may take the form of clinical lectures or teaching ward rounds. The main accent in these teaching sessions is on the differential diagnosis, management and prognosis of gynaecological disorders.
- (4) Outpatient instruction by the Honorary Staff of the hospitals. Each sub-group will attend once weekly (i) the Pre-natal Department and (ii) the Gynaecological Out-patients' Department.

Instruction is given in:

- (i) *Pre-Natal Department*
 - (a) Pre-natal diagnosis—abdominal palpation, auscultation, vaginal examination, rectal examination, estimation of disproportion.
 - (b) Pre-natal treatment: Pre-natal methods used in the rectification of abnormal presentations and positions.
 - (c) Mechanisms in the various presentations and positions.
 - (d) Post-natal pelvic examination.
 - (e) Prophylaxis and management of abnormalities arising in the pre-natal period.
- (ii) *Gynaecological Out-patients' Department*
 - (a) The correlation of symptoms with physical signs.
 - (b) Assessment of the need for in-patients as distinct from out-patient management.

Courses of Study—(continued)

- (c) The out-patient management of common gynaecological disorders such as vaginal discharge and dysfunctional uterine haemorrhage.
- (d) Prevention and early detection of carcinoma of the cervix.
- (5) Labour ward instruction by the Honorary Staff of the obstetric hospitals. Each sub-group will receive one session per week in the labour ward. Instruction during these sessions will be in analgesia, the management of normal labour, the prevention and the management of complications of labour.
- (6) Once weekly throughout the term, students attend gynaecological operations. The main purpose is to:
 - (i) Secure adequate training in the technique and assessment of vaginal examination under anaesthesia.
 - (ii) Correlate symptoms and physical signs with pathology found at operation.

Bacteriology, Pathology and Cytology

Three classes per term will be given to all students by the Full-time Hospital Pathologist and will cover Bacteriology, Pathology and Cytology.

Instruction in Care of the Newborn

Each sub-group will receive five lectures during the ten-week term.

Subjects covered are normal and abnormal lactation and the handling and treatment of infants, both normal and abnormal, during the neonatal period.

Radiology in Obstetrics and Gynaecology

Two lectures per year are given at Sydney University to the whole of Fifth Year.

Sixth Year

Once each week throughout Lent and Trinity Terms, students at their general hospitals will receive clinical lectures in obstetrics and gynaecology.

TEXTBOOKS

B. T. Mayes, *Textbook of Obstetrics*.

B. T. Mayes, *Practical Obstetrics*.

Schlink, *Textbook of Gynaecology*.

Jeffcoate, *Gynaecology*.

Ten Teachers, *Diseases of Women*.

Wilfred Shaw, *Textbook of Gynaecology*.

Magnus Haines, *Gynaecological Pathology*.
Novak, *Gynaecologic and Obstetric Pathology*.

REFERENCE BOOK

Sir Eardley Holland (Ed.), *British Obstetric and Gynaecological Practice*, 2nd Edition (William Heinemann Ltd., London).

Anaesthetics

Ten lectures on the applied pharmacology and the applied physiology concerned with the administration of anaesthetics and resuscitation are given during the Fourth Year by the lecturer during the time allowed for pharmacology and therapeutics.

During the Fifth Year twelve tutorials and practical tuition in pre- and post-operative management and the administration of anaesthetics are given.

TEXTBOOK

Dripps, Eckenhoff and Vandam, *Introduction to Anaesthesia*.

Diseases of the Eye

Lectures in Ophthalmology embrace refraction and the use of spectacles and the diseases of the eye and their relationship with general medicine. These are given in the courses on medicine and surgery during the Fourth and Fifth Years.

In the Ophthalmology Departments of the various teaching hospitals, clinical instruction is given throughout the year to groups of students of the Fifth Year.

TEXTBOOKS

Neame and Williamson-Noble, *Handbook of Ophthalmology*.

Wolff, *Diseases of the Eye*.

Perkins and Hansell, *An Atlas of Diseases of the Eye*.

Public Health and Preventive Medicine

A course in social and preventive medicine, consisting of 45 lectures and a series of half-day excursions, is given in Fifth Year. This deals particularly with the duties and responsibilities of the medical practitioner in regard to community and national health, and his place in the field of social welfare.

The syllabus includes the following subjects: The history of social and preventive medicine; the measurement of the public health; environmental sanitation—water, food and milk supplies, excreta disposal, housing; epidemiology and control of the common communicable diseases; quarantinable diseases; insect disease vectors; preventive aspects of clinical medicine; maternal and infant health protection; school medical services; health and welfare of old people; occupational health;

Courses of Study—(continued)

health problems of rural and tropical Australia; relationship of the doctor to official and voluntary health bodies and social workers.

TEXTBOOKS

Banks and Hislop, *Health and Hygiene*.

Royal College of Physicians of London, *Smoking and Health. Summary of a report on Smoking in relation to Cancer of the lung and other diseases*.

Medical Research Council Memorandum No. 11, *The Control of Cross Infections in Hospitals*.

Psychiatry

In the Fourth Year twelve lectures in medical psychology are given.

In the Fifth Year there are twenty-five lectures in psychiatry and psychopathology, including four on child psychiatry, covering clinical aspects of mental disorders, their diagnosis and treatment.

Each student attends eight lecture-demonstrations at one of the metropolitan psychiatric hospitals and two demonstrations are given at the Child Guidance Clinics of the School Medical Service.

Clinical instruction is undertaken in the Psychiatry Out-patient Departments of the teaching hospitals of the University during one term of Fifth Year, including weekly tutorials given by members of the teaching staff.

TEXTBOOKS

Noyes and Kolb, *Modern Clinical Psychiatry*.

Freud, *Introductory Lectures in Psychoanalysis*.

Gregory, *Psychiatry, Biological and Social*.

Maddison, Day and Leabeater, *Psychiatric Nursing*.

Diseases of the Skin

Fifteen lectures in dermatology, embracing the more important diseases of the skin and their treatment, are given during Fourth Year. Particular attention is paid to those skin diseases which are relatively common in Australia. In the Dermatology Departments of the various teaching hospitals, clinical teaching is given to groups of students in Fifth Year for one term each.

TEXTBOOKS

Roxburgh, *Common Skin Diseases*.

Belisario, *Cancer of the Skin*.

Pillsbury, Shelley and Kligman, *Cutaneous Medicine*.

Sneddon & Church, *Practical Dermatology*.

Diseases of the Ear, Nose and Throat

Six didactic lectures on diseases of the ear, nose and throat are given during Lent Term to students in Four Year. Clinical instruction is given in the Ear, Nose and Throat Departments of the general teaching hospitals to students in Fifth Year for one half day per week throughout their surgical term.

TEXTBOOKS

De Weese and Saunders, *Textbook of Otolaryngology*.

Boies, *Textbook of Otolaryngology*.

D. G. Carruthers, *Diseases of the Ear, Nose and Throat*.

Logan Turner, *Diseases of the Nose, Throat and Ear*.

TEACHING HOSPITALS

1. Sydney Hospital

Student Supervisor: Mr. J. E. Reimer.

The first hospital in Australia was established at Dawes Point shortly after the arrival of the First Fleet in 1788. It was transferred to the Sydney Hospital site in Macquarie Street in 1811 when Governor Macquarie built the "Rum" Hospital. In 1826 the general hospital was known as the "Sydney Dispensary" and became the "Sydney Infirmary and Dispensary" in 1845. In 1881 the Sydney Hospital Act was passed and it is under this Act that the present Board of Directors is constituted.

The first Nurses' Training School in the Florence Nightingale tradition was established in 1868 after negotiations between the N.S.W. Government and Miss Nightingale.

The Sydney Eye Hospital at Woolloomooloo had its beginning in the establishment of an Ophthalmic Ward in 1878.

The Clinical School of Sydney Hospital was established in 1909 under the direction of the Board of Medical Studies and it affords a full course of instruction in accordance with the curriculum of the University of Sydney. Since then 2,240 undergraduates have entered this School. Instruction in Obstetrics is arranged in conjunction with the Women's Hospital—Crown Street. The Board of Medical Studies directs the lecturers and tutors appointed from the Hospital's honorary and full-time medical staffs.

The University is represented in the Hospital by three Professorial Units comprising medicine, surgery and ophthalmology. The first two are located at the General Hospital and the latter at the Eye Hospital.

The honorary medical staff is appointed by the Board of the Hospital. It comprises approximately 110 honorary medical officers and 100 clinical assistants.

The Hospital comprises a general hospital of 403 beds and an eye hospital of 65 beds. Admissions to both the hospitals aggregate 9,800 per annum whilst Out-patients and Casualty attendances exceed 210,000 per annum from 85,000 patients. The Kanematsu Memorial Institute contains Medical Research and Clinical Pathology Departments. It includes a large pathological museum and a comprehensive library. Additional lecture rooms and teaching facilities were added to the Hospital during 1963-64.

2. St. Vincent's Hospital

Student Supervisor: Mr. G. Michell.

St. Vincent's Hospital, founded originally at Tarmons, Potts Point,

in 1857, was established on its present site in Victoria Street, Darlinghurst, in 1870, with accommodation for 70 patients. The Hospital is under the care of the Sisters of Charity who were mindful of the counsel of their Foundress, Mother Mary Augustine Aikenhead, when sending the little band of five sisters to Australia in 1839, "Spare no pains to render the Institution subservient to the broad principles of Christian Charity, which knows, in its objects, no distinction of creed or colour, and measures the claims of the afflicted only by the degree of their sufferings or danger."

During its first one hundred years the General Hospital increased its capacity to 375 beds with accommodation also for Accident Service and Outdoor Departments and all the essential ancillary services of a Teaching Hospital.

Since the celebration of its Centenary in 1957 further remarkable development has taken place. The Thoracic Unit (1960) with 100 beds offers accommodation for patients suffering from tuberculosis and other chest diseases; cardiac investigation and surgery units and a Tropical Medicine Department with facilities for complete laboratory investigation.

Babworth House Annexe at Darling Point (1961) provides essential short-term convalescent care for 60 patients after the acute stage of their illness has passed.

Caritas Centre Psychiatric Unit (1962) accommodates 80 Day Hospital patients and also an Out-patients' Department. The centre fulfils the modern concept of a therapeutic community approach to the treatment of mental illness. In addition a ward block provides 36 beds for the accommodation of acutely ill patients requiring short-term in-patient care.

The Institute of Medical Research (1962) is now functioning and it is anticipated that the Director of Research will incorporate within it the various Research projects that have been established in the Hospital during recent years.

St. Vincent's Hospital Clinical School was established in 1923. It is under the direction of the Board of Medical Studies and is administered by the Dean of the Clinical School and the Student Supervisor. Sub-Professorial Units in Medicine and Surgery have been established at the Hospital with full facilities for teaching and for laboratory and clinical investigation work. The Clinical School affords a full course of instruction in accordance with regulations laid down by the University Senate.

The New Clinical School and a Medical Students' Residence with accommodation for 20 students in their Fourth, Fifth and Sixth Years, constructed with assistance from the Commonwealth and State Governments, were opened on 3rd May, 1964.

The Medical Staff is appointed for a term of five years by the Mother General on the recommendation of the Conjoint Board which consists of representatives of the Senate of the University and of the Hospital.

Teaching Hospitals—(continued)

3. The Royal North Shore Hospital of Sydney

Supervisor of Clinical Studies: Associate Professor D. W. Piper.

During the year 1885 the first practical attempt to found a public hospital for the North Shore community was made by Mr. and Mrs. F. B. Treatt of Chatswood. Sir Henry Parkes, in 1888, laid the foundation stone of the North Shore Hospital on land in Willoughby Road presented by David Berry, Esq., and the hospital was opened in 1889 with accommodation for fourteen patients. In 1902 the foundation stone of a new hospital was laid by Sir Harry Rawson on a site of eight acres in St. Leonards. In that year, also, permission was granted by King Edward VII for the institution to be designated "The Royal North Shore Hospital of Sydney". Its first pavilion, together with an administration block, was opened for the reception of patients in 1903.

Since that date, the size of the site has been increased progressively, until at the present time it has an area of 25 acres, including a recently acquired block of over six acres contiguous to Gore Hill Oval. Here will be located a new hospital of 600 beds. Stage I of which has been completed, situated on the highest ground in the vicinity, surrounded by a green belt or non-residential area, aggregating approximately 80 acres. When this multi-storeyed building has been completed, the present pavilions will be used for convalescent patients. The extensions to the existing Thoracic Block, making 100 beds in all, with its own out-patients' department, were completed and opened on 21st October, 1955. In addition, the subsidiary hospital at Turrumurra, the Princess Juliana Hospital, provides accommodation for 100 post-operative and convalescent patients.

This hospital of 559 beds not only contains all departments in Medicine and Surgery, including the specialties and a dental clinic, but has a large obstetric training school and also accommodation for sixty patients in its private wards. There is a modern Physiotherapy Training School and facilities for the training of Student Dietitians, while the Institute of Medical Research has an international reputation.

The hospital's sixty-three years of medical service to the community was recognized by the University when (in 1948) the "Clinical School for Medical Undergraduates" was inaugurated in the presence of the Chancellor, Sir Charles Bickerton Blackburn. Permanent status of a Clinical School was granted by the Senate on 7th June, 1954.

The hospital is managed by a Board of Directors, from which various sub-committees are appointed.

The Clinical School is under the direction of the Board of Medical Studies. Honorary medical officers are appointed by the Board of Directors for four years, after which they are eligible for appointment for further similar periods.

Clinical lectures are delivered in accordance with the University curriculum.

4. Royal Prince Alfred Hospital

Student Supervisor: Mr. J. E. Hassall.

Established and maintained in accordance with the provisions of "An Act to consolidate enactments relating to the Prince Alfred Hospital" (assented to 26th August, 1902, and an amending Act passed in 1915).

The hospital was framed as a General Hospital and Medical School and for the instruction of students attending the University of Sydney, and for the training of nurses for the sick.

The design was adapted to the site dedicated to the hospital by the Government, aided by the co-operation of the University of Sydney.

The hospital is managed by a Board of twenty-two directors. The Chancellor of the University and the Dean of the Faculty of Medicine are directors *ex officio*; ten directors are appointed by the Government and the remaining ten are elected by the governors and subscribers.

The medical officers are all appointed by a Conjoint Board consisting of the Senate of the University and the directors of the hospital.

The Professor of Medicine and Lecturers in Clinical Medicine are Honorary Physicians, the Professor of Surgery and Lecturers in Clinical Surgery are Honorary Surgeons, the Professor of Psychiatry is Honorary Physician to the Psychiatry Clinic, the Professor of Obstetrics is Honorary Obstetrician, the Lecturer on Diseases of Women is Honorary Surgeon for Diseases of Women, and the Lecturer in Diseases of the Skin is Honorary Physician for Diseases of Skin at the Royal Prince Alfred Hospital. The Professor of Pathology at the University is the Honorary Consulting Pathologist at the Hospital, the Professor of Bacteriology is the Honorary Consulting Bacteriologist, the Professor of Physiology is the Honorary Consulting Physiologist, the Professor of Pharmacology is the Honorary Consulting Pharmacologist, the Professor of Dentistry is the Honorary Consulting Dental Officer, the Professor of Public Health is the Honorary Consultant in Public Health and the Lecturer in Ophthalmic Medicine and Surgery is Honorary Consulting Ophthalmic Surgeon at the Hospital.

All Honorary Medical Officers must be legally qualified Medical Practitioners (By-law 74).

Clinical lectures are delivered in accordance with the University curriculum.

5. St. George Hospital, Kogarah

Student Supervisor: Mr. C. A. Hobbs.

The St. George Hospital, Belgrave Street, Kogarah, was established on its present site in 1892 with eight beds, but in the intervening years has grown to 400 beds, treating patients of almost all the recognized specialties from all parts of New South Wales. It gains its incorporation from the New South Wales Public Hospitals Act and is subsidized by the Hospitals Commission of New South Wales.

Teaching Hospitals—(continued)

The Clinical School, inaugurated in 1963, is directed by a Board of Medical Studies and lectures and demonstrations are given in accordance with the time-table and regulations laid down by the University. Appointments to the Honorary Medical Staff are made by a Conjoint Board consisting of representatives of the University and the Board of the Hospital and preference is given to holders of higher degrees. The Hospital is also recognized for post-graduate training in a number of specialties and it is affiliated with St. George Hospital, London.

6. Repatriation General Hospital, Concord

Student Supervisor: Mr. A. H. Gibson.

The Repatriation General Hospital, Concord, was build during World War II and was opened in 1942 as a Base Hospital for the Army in New South Wales; it was then known as the 113th Australian General Hospital. In 1947 the Hospital was handed over by the Army authorities to the Repatriation Commission and now is the major hospital for the Repatriation Department in New South Wales. The hospital has a present capacity of 1,464 beds, and is staffed by a large number of visiting and full-time specialists, as well as by resident and non-resident Medical Officers.

In conjunction with the hospital, the Repatriation Department conducts a large Out-patient Clinic at Grace Building, 77 York Street, Sydney, with an average attendance of 700 patients per day. An auxiliary hospital (Lady Davidson Hospital) of 200 beds for chest diseases and medical rehabilitation cases is also conducted by the Department at Turramurra.

ALLOCATION OF FOURTH YEAR MEDICAL STUDENTS TO THE TEACHING HOSPITALS

1. At the commencement of the Junior Fourth Year term students shall submit to the Registrar of the University applications for allocation to a Teaching Hospital, indicating their order of preference for the hospitals concerned.

2. The quota of students to be allotted to the hospitals shall, in general, be determined by the number of beds available for general teaching purposes in each hospital each year, but for the present students shall be divided into two groups—(a) male and (b) female. Each year the Dean will decide the number of students (male and female) who will be allocated to the St. George Hospital, Kogarah, and the Repatriation General Hospital, Concord. The remaining students in each group will be allocated in the proportion:

Royal Prince Alfred Hospital	40 per cent.
Sydney Hospital	25 per cent.
St. Vincent's Hospital	20 per cent.
Royal North Shore Hospital	15 per cent.

This proportion may be varied according to the beds available.

3. The allocation of students shall be made on the order of merit of their results at the Third Year Examination.

4. Both male and female groups shall be subdivided into Honours students, Pass students and those passing at the deferred examination. Students of each group shall then be separately allocated according to the same procedure as in paragraph 2. Students shall be allocated in accordance with the above order of merit as far as possible to the hospitals for which they have expressed their first preference until the quota for one hospital shall have been filled. Students who have expressed a first preference for that hospital shall then be allocated to the hospital indicated as their second preference in order of merit with the other students until the quota for a second hospital shall have been filled. The remaining students shall then be allocated to the other hospitals. In allocating students, due regard shall be paid to the student's place of residence.

5. Commencing in 1963, sixteen students from the Royal Prince Alfred Hospital, eight from Sydney Hospital and eight from St. Vincent's Hospital will be allocated for the teaching of Gynaecology to the Women's Hospital, Crown Street.

6. Students allocated to one hospital may be permitted to exchange forthwith with students allocated to another hospital, provided they make immediate application to and obtain the approval of the Registrar of the University. Students shall not subsequently be permitted to exchange to a hospital other than that to which they have been first allocated except with the express permission of the Dean of the Faculty of Medicine granted only for special reasons and with the concurrence of the Boards of Studies of the hospitals concerned.

7. Students must commence attendance at the hospital to which they have been allocated on the first day of lectures in the first term.

8. With the approval of the Faculty, students may receive their clinical training in two or more Teaching Hospitals.

APPOINTMENT OF JUNIOR RESIDENT MEDICAL OFFICERS TO THE TEACHING HOSPITALS

Terms of arrangements arrived at between Royal Prince Alfred, Sydney, St. Vincent's, Royal North Shore of Sydney, Repatriation General of Concord and St. George Hospitals and approved by the Faculty of Medicine, in accordance with which Junior Resident Medical Officers for the six hospitals are chosen for the year 1965 and thereafter until mutually cancelled or varied:

1. The Junior Resident Medical Officers shall be chosen from amongst the recent graduates who are considered by the committee hereinafter mentioned to be otherwise suitable.

2. Every candidate for appointment to a Teaching Hospital shall make application in writing to the Registrar of the University not later than three days after the publication of the results of the Final Year Examination in December, and shall indicate his order of preference for the six hospitals. The application shall contain an undertaking to go

Teaching Hospitals—(continued)

to whichever Teaching Hospital he shall be assigned to and to serve twelve months.

3. The selection of candidates shall be made by a joint committee consisting of two representatives of each hospital.

4. (a) The selection of candidates shall be made in the following order:

- (i) From the list of candidates graduating with First Class Honours.
- (ii) From the list of candidates awarded Second Class Honours at graduation.
- (iii) From the Pass list at the Final Year Examination in order of merit.

Female candidates, without losing their place in the order of merit in the above-mentioned list, shall be selected in the ratio: Royal Prince Alfred Hospital, three; Sydney Hospital, two; and St. Vincent's, Royal North Shore of Sydney, Repatriation General of Concord and St. George Hospitals, one each. Resident Medical Officers shall be appointed as far as possible to the Teaching Hospitals in which they were trained but the above ratios shall not be departed from.

(b) Candidates who have previously failed in the Final Year Examination shall rank lowest in the list for selection.

(c) The representatives of a hospital shall be entitled to refuse any candidate selected for their hospital. Any candidate so refused shall be excluded from the list of eligible candidates, unless the representatives of one of the other hospitals shall be willing to accept him.

A candidate selected for appointment to a hospital may exchange with a candidate appointed to another hospital, subject to the approval of the House Committees of the two hospitals concerned.

At the same time as that of making application for appointment as Junior Resident Medical Officer in a Teaching Hospital, the students are asked to state their preferences for individual non-teaching hospitals in the State of New South Wales.

Candidates who are unsuccessful in their application for a Teaching Hospital are allocated according to their preferences to non-Teaching Hospitals by the committee for placement of Resident Medical Officers.

This committee is set up by the Minister of Health and consists of representatives from the Faculty of Medicine of the University of Sydney, the Hospitals Commission, the Australian Medical Association (N.S.W. Branch), the Post-Graduate Committee in Medicine and the New South Wales Medical Board.

Inquiries should be addressed to The Secretary, Committee for Placement of Resident Medical Officers, c/o Australian Medical Association, 135 Macquarie Street, Sydney.

THE THREE SPECIAL HOSPITALS

The three special hospitals are:

1. Royal Alexandra Hospital for Children, Sydney

This hospital was founded in 1897 and incorporated under The Royal Alexandra Hospital for Children Act, 1906. Its plans and objects are:

1. The reception and treatment as in-patients of children of both sexes up to the age of 13 years suffering from disease, deformity or accident and whose condition warrants treatment in hospital.
2. The maintenance of a department where children, not needing treatment in hospital, may be attended as out-patients.
3. The reception and temporary treatment of urgent cases of diphtheria.
4. The maintenance of convalescent units.
5. Provision for the systematic instruction and practical training of nurses.
6. Provision for the systematic instruction and practical training of medical students of the University of Sydney in diseases of children.
7. Provision for the systematic instruction and practical training of physiotherapists, occupational therapists, speech therapists, almoners, dietitians, and others as may be determined by the Board from time to time.

The main hospital is situated in Bridge Road, Camperdown, with a bed capacity of 510. The convalescent home is situated at Collaroy Beach, north of Manly, and accommodates 70 patients. The John Williams Memorial Hospital, a convalescent unit, is situated in Water Street, Wahroonga, and accommodates 50 patients. The total bed capacity is 630. In addition, there are large casualty, special and outdoor departments.

The hospital is controlled by a Board of Management and a House Committee. The honorary medical officers are appointed by a Conjoint Board consisting of representatives of the Senate of the University and of the Board of Management of the hospital. Clinical lecturers in the medical and surgical diseases of children are appointed by the Board of Medical Studies consisting of representatives of the Hospital and of the Faculty of Medicine.

Special Hospitals—(continued)

2. The Women's Hospital, Crown Street

and

3. The Royal Hospital for Women, Paddington

At these two hospitals the teaching of obstetrics is carried out. Obstetrics is also taught at the Royal North Shore Hospital of Sydney and Royal Prince Alfred Hospital.

Students attending the Royal North Shore Hospital of Sydney for their general clinical studies attend the same hospital for obstetrics, and the same applies to some of the students at Royal Prince Alfred Hospital. The rest of the students from Royal Prince Alfred Hospital, together with those from St. Vincent's Hospital and Sydney Hospital, attend the Women's Hospital, Crown Street, and the Royal Hospital for Women, Paddington, for their obstetrics.

CADETSHIPS AND TRAINEESHIPS IN MEDICINE

1. Department of Public Health of N.S.W.

Each traineeship offers the opportunity of completing the University course with financial assistance and at the same time obtaining departmental and hospital experience.

Applications are called for from undergraduates who have completed the second or any subsequent year.

The traineeships offer:

- (a) The payment of University fees by the State Government.
- (b) Departmental experience during University vacations, when Faculty requirements do not involve hospital practice.
- (c) Allowance during training as follows:

	Living at home		Living away from home	
	Per annum		Per annum	
	£	\$	£	\$
(i) Third Year Students:				
Juniors	360	720	550	1,100
Adults	400	800	550	1,100
(ii) Fourth Year Students:				
Juniors	400	800	600	1,200
Adults	400	800	600	1,200

An additional allowance of £21 (\$42) per annum is paid to cover incidental expenses.

Note: Third and Fourth Year trainees will be paid the following salaries during University vacations when engaged in practical training:

	Juniors	Adults
Third Year	£801 (\$1,602) p.a.	£1,031 (\$2,062) p.a.
Fourth Year	£956 (\$1,912) p.a.	£1,031 (\$2,062) p.a.

(iii) Fifth Year students will receive £1,031 (\$2,062) per annum for the whole year in recognition of Faculty requirements for hospital practice over the normal University year and the Long Vacation Term.

Note: Every married trainee selected will be paid during Third and Fourth Years £630 (\$1,260) per annum allowance, plus £50 (\$100) per annum for a dependent wife and £35 (\$70) per annum for each dependent child, during University terms.

Cadetships and Traineeships—(continued)

(iv) Sixth Year students will receive £1,086 (\$2,172) p.a.

(d) Following the completion of University training, selected trainees will be employed as follows:

- (i) First year: as Junior Resident Medical Officers in public hospitals with salary at the rate of £1,386 (\$2,772) p.a.—placement being arranged by the University authorities after reference to the Department of Public Health.
- (ii) Second year: as Medical Officers in the departmental hospitals with salary at the rate of £2,311 (\$4,622) p.a.
- (iii) Thereafter: as Medical Officers, mental hospitals, with a commencing salary of £2,561 (\$5,122) per annum and progression to £3,636 (\$7,272) per annum and beyond.

The Department of Public Health is responsible for the administration of health activities in New South Wales, including public health services, State hospitals, mental hospitals and the mental health programme.

The Department's Division of Mental Hygiene provides trainees and graduates with the opportunity of training and experience in Psychiatric Medicine including research. The research programme of the Department includes the Cerebral Surgery and Research Unit, and a Neuro-pathology Laboratory. Post-graduate studies in Psychiatry are encouraged and in addition to facilities available for the completion of the Diploma in Psychological Medicine after two years' study, there is also the prospect that suitable graduates will be selected for overseas training and experience. Trainees and graduates also benefit from association with senior consultants in every branch of Medicine who visit mental hospitals regularly. An interest in Psychiatry and the completion of the appropriate post-graduate studies can pave the way to a most interesting and satisfying medical career.

On employment as Medical Officer after the training courses mentioned above, board and residence is available at hospitals for single officers. Married quarters are also available. Accommodation charges are reasonable and social and recreational facilities are provided.

Selection as a trainee in Medicine will be subject to medical fitness and to the completion of a bond, the maximum amount of which will be the cost to the State, or £1,000 (\$2,000) whichever is the lower. Selected trainees are required to complete the course of training and to serve for a period after appointment to a departmental hospital as follows:

- (a) Students recruited in the sixth year: 3 years.
- (b) Students recruited in the fifth year: 4 years.
- (c) Students recruited in the fourth year: 5 years.
- (d) Students recruited in the third year: 5 years.

Inquiries should be addressed to the Secretary, Public Service Board, G.P.O. Box No. 2, Sydney, N.S.W.

2. Royal Australian Army Medical Corps: The Undergraduate Scheme

Each year the Regular Army offers to medical undergraduates and graduates in residency appointments to commissioned rank in the Royal Australian Army Medical Corps.

An undergraduate is eligible to apply for appointment if he is undertaking the first, second or third clinical years of his course or his first year of hospital residency. He must be medically fit, a British subject living permanently in Australia, of good character, and have the attributes required of an officer of the Royal Australian Army Medical Corps.

Fees: From the date of appointment the Army will pay the following fees:

Lecture and Demonstration.

Library.

Examination.

Supplementary Examination for one subject only each year.

Pay and Allowances: Annual pay and allowances will be as follows:

Single Man

Lieutenant:

On appointment £753 (\$1,506)

Captain:

(a) On promotion from Lieutenant .. £1,893 (\$3,786)

(b) On appointment during resident year .. £1,893 (\$3,786)

(c) On transfer to the Regular Army .. £2,465 (\$4,930)

The above amounts are increased by the following annual allowances:

Clothing maintenance £50 (\$100)

*Living out allowance (if applicable) £187 (\$374)

*Living out allowance is calculated at the rate of 10/3 (\$1.02) per day for single officers where Army rations and quarters are *not* provided.

Married Man

Lieutenant:

On appointment £755 (\$1,506)

Captain:

(a) On promotion from Lieutenant .. £1,893 (\$3,786)

(b) On appointment during resident year .. £1,893 (\$3,786)

(c) On transfer to Regular Army £2,465 (\$4,930)

The above amounts are increased by the following annual allowances:

Clothing maintenance £50 (\$100)

Marriage allowance £301 (\$602)

Army service during Medical Course:

During your medical course you will be attached to your University Regiment in order that you may start in the Medical Corps with some general military knowledge and experience.

Cadetships and Traineeships—(continued)

Periods of Service: If you are selected for appointment under the undergraduate scheme you will be required to contract to serve in the Regular Army, after completion of hospital residency, for a minimum period which will depend on when you are appointed. The specified periods of service are as follows:

<i>Year of Appointment</i>	<i>Minimum Period of Service</i>
During 1st and 2nd clinical years of course	4 years
During 3rd clinical year or during hospital residency	2 years

Undergraduates appointed under this scheme may elect to serve either for the above periods or for a five-year engagement in which case they will be afforded opportunities for a planned career similar to that outlined for permanent officers and should you contemplate the army as a career you should consider taking advantage of this. If you serve for the longer period you will be subject to the ordinary conditions governing resignation from the Regular Army as soon as you have completed the period for which you have been required to contract as a condition of acceptance for the undergraduate scheme.

Army Service during Medical Course: The only Army service which will be required during the medical course will be attendance at a two weeks' course at the School of Army Health, Healesville, Victoria.

Further information may be obtained from the D.D.M.S., H.Q. Eastern Command, Victoria Barracks, Paddington, N.S.W.

3. Royal Australian Navy

Direct entry in the Medical Branch of the Royal Australian Navy in the probationary rank of Sub-lieutenant (U) is available to University medical undergraduates. This presents the opportunity for selected medical students to obtain financial assistance for the completion of their undergraduate courses.

In return for this assistance a short period of service as a Naval Medical Officer is required.

Short Service Commission: An undergraduate in his fourth or fifth year, selected for entry, will be required to serve for a further period of four years after completion of his 12 months' hospital residency; if

entered in his sixth year, he will be required to serve for a period of at least two years after completion of hospital residency. A medical officer may, on application, be granted an extension of his service up to a maximum of eight years from the completion of his hospital residence, or, alternatively, be transferred to the Permanent Naval Forces.

Rank, Pay and Allowances: Undergraduates and medical officers entered upon these conditions receive pay and allowances according to their rank. A Sub-lieutenant (U) will be promoted to the rank of Surgeon Lieutenant (on probation) on 1st January following graduation. Medical officers who do their residency year in a non-naval hospital will draw their pay and allowances from naval sources. These rates of pay are usually higher than salaries normally paid to Resident Medical Officers. The salaries normally paid to Resident Medical Officers are to be paid periodically to the Department of the Navy and Medical Officers will not draw any pay from the hospitals. Where the salaries normally paid to Resident Medical Officers exceed the amounts of naval pay the excess will be paid to the medical officers.

Tuition Fees: Fees which are essential for the completion of the course and which are listed hereunder will be paid by the Department:

- (a) Lecture and demonstration fees.
- (b) Library fees.
- (c) Examination fees.
- (d) Supplementary examination fee for one subject only in each year.
- (e) Tutorial fees (other than those University tutorials included within the course of lectures, and covered by lecture fees) to an affiliated college, but only in special cases upon the recommendation of the University.
- (f) Laboratory and experiment fees, including charges for materials, but only upon the recommendation of the University authorities.
- (g) Perpetual attendance fees covering clinical instruction at hospitals and being part of the University course.
- (h) Course fees for instruction at training hospitals, such courses being part of the University course.

Permanent Appointments: Should a medical officer decide to adopt the Navy as a career, his past service will count fully for purposes of promotion and increments of pay, together with other advantages.

Inquiries should be directed to The Secretary, Department of the Navy, Navy Office, Canberra, A.C.T.

Cadetships and Traineeships—(continued)

4. Royal Australian Air Force

Each year the R.A.A.F. invites applications from medical undergraduates for appointment to commissioned rank in the Medical Branch of the R.A.A.F. Briefly, the scheme provides for selected applicants to continue their medical studies under the sponsorship of the R.A.A.F.

Eligibility: Applicants for this scheme must be:

- (a) At least undertaking their third year of medicine; they must subsequently be able to proceed to their first clinical year.
- (b) Medically fit.
- (c) British subjects permanently domiciled in Australia.
- (d) Of good character and possess the attributes required of a R.A.A.F. officer.
- (e) Preferably unmarried.
- (f) Recommended by the university for appointment.

Conditions of Service: Medical undergraduates will be appointed to temporary commissions with the rank of Pilot Officer (student) with effect either from the 1st January of the year in which they commence their first clinical year or from the date of application, whichever is the later.

On graduation, officers will be promoted to Flight Lieutenant (student) to undertake their residency training.

After completing residency, officers will be appointed to short service commissions (on probation) with the rank of Flight Lieutenant.

All medical officers serving on short service commissions are eligible for appointment to permanent commissions.

Pay and Allowances: Annual rates of pay and allowances for medical undergraduates as at 25th June, 1964, are:

	Single		Married	
	£	\$	£	\$
As an undergraduate ..	803 0 0	1,606	1,104 2 6	2,208.25
On date of registration and during residency	1,943 12 6	3,887.25	2,204 15 0	4,409.50
On completion of residency	2,498 14 7	4,997.86	2,799 17 1	5,599.71

Single officers who are required to "live out" (i.e., cannot be accommodated at an Officers' Mess) receive an additional allowance of £187 per annum.

University Fees: In addition to pay and allowances, the following fees will be met by the Department of Air:

- (a) Lecture and demonstration fees.
- (b) Library fees.
- (c) Examination fees.
- (d) Supplementary examinations fees (one subject a year).
- (e) Tutorial fees in certain cases.

Further Benefits: Instruments, surgical gowns and textbooks essential to the completion of the course will also be provided.

Return of Service: As is customary in cadetship schemes, a period of productive service is expected and, in fact, is enforceable under Air Force Regulation 73. A medical undergraduate appointed during the fourth or fifth years of the medical course will be required to serve for a minimum of four years after completion of his residency. If he is appointed during his final year, he will be required to serve for a minimum of two years after completion of his residency.

How to Apply: Applications are invited annually in university journals. However, applicants may apply at any time. Further information on this scheme may be obtained through the R.A.A.F. University Squadrons or from the Staff Officer Recruiting, Headquarters Support Command, R.A.A.F., Victoria Barracks, Melbourne, S.C.I.

COMMONWEALTH SCHOLARSHIP SCHEME

In general, Commonwealth Scholarships are available to undergraduates in Medicine who have not completed two or more years of another course, but not to post-graduate students.

Open Entrance Scholarships are granted on the results of the Leaving Certificate or Matriculation Examination to students about to commence their course.

A quota of *Second and Third Year Scholarships* is available to students who have successfully passed the first year of their course at the first attempt; in the case of Third Year Scholarships, they must also have made satisfactory progress.

A smaller quota of *Fourth and Later Year Scholarships* is available to students who have progressed as follows: they may or may not have passed the first year of the course at the first attempt; they must not have incurred more than one failed year, and must not have failed in the year immediately preceding the year in which the scholarship is desired.

A period of residence is not prescribed for the above types of scholarships, but applicants and their parents must be resident in Australia and must intend to remain as permanent residents and be under twenty-five years at the commencement of their course.

Commonwealth Scholarships—(continued)

A small number of *Mature Age Scholarships* is available to students who will be not less than twenty-five years nor more than thirty years on 1st January in the year in which they commenced their course in Australia.

Applications must reach the University Branch Office of the New South Wales Department of Education by 30th September in the year preceding the one in which the scholarship is desired.

Benefits

All students awarded scholarships will, in general, be entitled to the following benefits without a Means Test:

1. Tuition Fees.
2. Examination Fees.
3. Degree Fee.
4. General Service Fee.
5. Sundry other Fees where compulsory, such as S.R.C. Sports Union Fees at the University of Sydney, etc.

NOTE.—No provision is made to cover the purchase or hire of books or equipment, weekly fares, or expenses incurred on excursions.

Living Allowance

Having been granted a Commonwealth Scholarship, a student becomes eligible for a living allowance, which is payable subject to a Means Test, and provided the student undertakes an approved full-time course on a full-time basis.

The maximum Living Allowance payable under the Commonwealth Scholarship Scheme is £260 (\$520) per annum in the case of students living at home, and £396 10s. (\$793) per annum for students living away from home. Full Living Allowance is payable on an adjusted family income of £1,000 (\$2,000) per annum, and is gradually reduced until no Living Allowance is payable at £2,180 (\$4,360) where the student is living at home, and £2,635 (\$5,270) where the student is living away from home.

The adjusted family income is ascertained by taking the total income of the parents, together with any continuing income of the student for the financial year immediately preceding the year in which the scholarship is granted, and deducting £150 (\$300) for each dependent child (other than the applicant) under 16 years of age.

A scholar may receive from other sources a total amount of up to £2 10s. (\$5) per week during the whole year without deduction from his Living Allowance. In addition, during the long vacation he may earn any amount without deduction.

A married scholar may be paid an additional allowance of £1 19s. (\$3.90) per week for a dependent wife and 10s. (\$1) per week for the first dependent child under 16 years of age.

Commonwealth Scholarships and Other Awards

A Commonwealth Scholarship may be held concurrently with a Bursary, Exhibition or certain other awards, but a bonded student (such as a Teachers' College Scholarship holder or a Public Service trainee) may not hold a Commonwealth scholarship. Students receiving assistance under the Soldiers' Children Education Scheme are not eligible for benefits under the Commonwealth Scholarship Scheme. The Services Canteens Trust Fund rules provide that benefits from the Fund will not be granted to a student awarded a Commonwealth Scholarship.

BURSARIES

Details of the Bursaries available to students in the Faculty of Medicine may be found in the University Calendar.

SCHOLARSHIPS AND PRIZES: UNDERGRADUATE

The Renwick Scholarship

Founded in 1877 by a gift of £1,000 from the Honourable Sir Arthur Renwick, B.A., M.D., for the encouragement of the study of Natural Science, including Comparative Anatomy. Awarded in the Faculty of Medicine for proficiency in the subjects of the First Degree examination in Medicine. Value, £50 (\$100) tenable for one year.

The John Harris Scholarship

Founded in 1887 by a gift of £1,000 from John Harris, Esq., then Mayor of Sydney. Awarded for proficiency in the subjects of the Third Year examination in Medicine. Value, £50 (\$100) tenable for one year.

Holders of this scholarship will be exempted from the provisions of the second clause of By-law, Chapter XXIV, paragraph 2, in the event of their transferring temporarily to the Faculty of Science for the purpose of proceeding to a degree with Honours in a subject of the medical curriculum.

The Norton Manning Memorial Prize

Founded in 1907 by the gift of £125 from the subscribers to a memorial of the late Dr. F. Norton Manning. The prize is awarded for proficiency in Psychiatry as exhibited at the Final Year examination in Medicine and by a clinical commentary on a selected case to be handed in before the examination. Value, £10 (\$20). (Candidates for the prize should apply to the Professor of Psychiatry for information in regard to cases available for the commentary.)

The Parkinson Memorial Prize

Founded in 1910 by a gift of £100 from subscribers as a memorial to the late Thomas Carlyle Parkinson, M.B., Ch.M., who died at the Lister Institute from plague-pneumonia while engaged in research upon bubonic plague. The prize is awarded annually for proficiency in Pathology and Bacteriology on the results of the Fourth Degree examination in those subjects. Value, £10 (\$20).

The Sidney B. Clipsham Memorial Prize

Founded in 1913 by a gift of £100 from class members and lecturers as a memorial of the late Sidney Bowker Clipsham, who died in the Fourth Year of his Medical Course. The prize is awarded at the Final Year examination for proficiency in the examination and class work in Operative Surgery. Value, £4 (\$8).

The Dagmar Berne Prize

Founded in 1915 by a gift of £100 from Mrs. Berne, of Haberfield, as a memorial to her late daughter, Dagmar Berne. Awarded annually to the woman candidate who displays the greatest proficiency in the Final Year examination in the Faculty of Medicine. Value, £4 10s. (\$9).

The Craig Prize

Founded in 1918 by a bequest of £200 from Captain Robert Craig.

The prize is awarded at the Final Year examination for proficiency in the examination and class work in Operative Surgery and Surgical Anatomy. Value, £10 (\$20).

The Hinder Memorial Prize

Founded in 1918 by a gift of £240 from subscribers to a memorial of the late Henry Vincent Critchley Hinder, M.B., Ch.M., for twelve years Lecturer in Clinical Surgery.

The prize is awarded annually for proficiency in the subject of Clinical Surgery at the Final Year Medical examination on the recommendation of the Professor and Examiners. Value, £10 (\$20).

The G. S. Caird Scholarship, No. I

Founded in 1918 by a gift of £1,000 from Miss Elizabeth Richardson Caird for the foundation of a scholarship in memory of her father, the late George S. Caird, Esq. Awarded for proficiency amongst male students in the subjects of the Fourth Year examination in the Faculty of Medicine. Value, £40 (\$80), tenable for one year.

The G. S. Caird Scholarship, No. II

Founded in 1923 by a bequest of £1,000 from Miss Elizabeth R. Caird for the purpose of founding or establishing a scholarship in the Faculty of Medicine for male students only. It is a condition of the bequest that the scholarship shall, in commemoration of her late father, be called the "G. S. Caird Scholarship". Awarded to the male student who shows the greatest proficiency in the subjects of the Second Year examination in Medicine. Value, £40 (\$80), tenable for one year.

The Peter Bancroft Prize

Founded in 1923 by a bequest of £1,000 from the late Louise Bancroft, of Brisbane, for an annual prize in memory of her husband, Peter Bancroft, Esq., M.B. The prize is awarded annually for the best piece of research work in any subject of the medical curriculum published or completed in the previous year by a graduate or an undergraduate in the Faculty of Medicine. The award will be made by the Faculty of Medicine on the recommendation of a committee consisting of the Dean and the

Scholarships and Prizes: Undergraduate—(continued)

Professors of the Medical School and shall be considered at the first meeting of the Faculty in Trinity Term each year. No award will be made unless the research is considered of sufficient merit. Value, £200 (\$400).

The Harry J. Clayton Memorial Prize

Founded in 1929 by a gift of £1,044 from relatives and friends of the late Harry John Clayton, M.B., Ch.M., for seven years Medical Superintendent of the Royal Prince Alfred Hospital and Tutor in Medicine from 1922 to 1928.

The prize is awarded annually at the Final Year examination in the Faculty of Medicine for proficiency in Medicine and Clinical Medicine on the recommendation of the Examiners. Value, £35 (\$70).

The Dr. H. G. Chapman Prize

Founded in 1930 by a gift of £100 from the late Dr. H. G. Chapman for a prize for original research in Physiology in continuation of similar prizes awarded by him during his tenure of the Chair of Physiology.

The prize is awarded annually, on the recommendation of the Professors of Physiology and Biochemistry during Trinity Term, to a student of not less than eight terms' standing, attending classes in Physiology and Biochemistry, for an essay embodying the results of original research. Value, £5 (\$10).

The Robert H. Todd Memorial Prize

Founded in 1936 by a gift of £101 from the British Medical Association, New South Wales Branch, as a memorial to the late Dr. Robert H. Todd, for many years Honorary Secretary to the Branch, and Lecturer in Medical Jurisprudence in the University of Sydney.

The prize is awarded annually to the Fifth Year student of Medicine who shows the greatest proficiency in the subject of Medical Jurisprudence. Value, £3 (\$6).

The Harold Alfred Waldron Memorial Prize

Founded in 1938 by a gift of £200 from Mrs. H. Markham and Mr. F. D'Arcy Williams, in memory of the late Harold Alfred Waldron. This prize is awarded annually, on the recommendation of the Professor of Bacteriology, to the Fourth Year medical student who shows the greatest proficiency in Bacteriology at the annual examination. Value, £6 (\$12).

The William Henry and Eliza Sharp Prize

Established in 1938 under a bequest of £150 from Dr. W. A. Ramsay Sharp (for many years Tutor in Surgery at the Sydney Hospital) for the award of an annual prize in the Faculty of Medicine in memory of his father and mother.

The prize is awarded annually, on the recommendation of the examiners and of the Professor of Surgery, to the student who obtains the highest marks in Clinical Surgery at the Final Year examination in the Faculty of Medicine. Value, £5 (\$10).

The Arthur Edward Mills Graduation Prize

Established in 1940 by a gift of £2,800 from Mrs. Helen Mills for a prize in memory of her husband. Awarded annually to the Sixth Year student in the Faculty of Medicine who heads the list of those receiving honours at the Final Degree examination and who has most distinguished himself over the whole medical course. Value, £100 (\$200).

The Allan Douglas Gillies Memorial Prize

Established in 1942 by a gift of £250 from the relatives of the late Dr. A. D. Gillies.

Awarded to a Fourth Year student in the Faculty of Medicine for proficiency in Pathology at the Fourth Year examinations, if of sufficient merit. Value, £8 (\$16).

The John Wait Scholarship

Founded in 1944 by a bequest of £2,000 from the late Jane Howard of Glebe.

Awarded to an undergraduate who, in the opinion of the Faculty of Medicine, has shown special aptitude in the pre-clinical subjects and who wishes to proceed to an honours degree in Science. No more than one scholarship will be awarded in any one year unless accumulation permits the award of two scholarships. Value, £50 (\$100) per annum.

The A. J. Reynolds Prize

Established in 1944 by a gift of £100 from A. J. Reynolds, Esq.

Awarded annually to the undergraduate or graduate in Medicine who submits the best essay dealing with research into causes, prevention or cure of the disease of spondylitis in human beings. Value up to £25 (\$50).

The Grafton Elliot Smith Memorial Prize

Founded in 1949 by a bequest of £500 from the late Miss Lily Elliot Smith. The prize is awarded annually to the student in Third Year in the Faculty of Medicine who has shown the greatest proficiency in Anatomy, taking into consideration both the Second and Third Year examinations. Value, £15 (\$30).

The J. T. Wilson Memorial Prize

Established in 1949 by a gift of £166 7s. from the Trustees of the J. T. Wilson Memorial Fund. Awarded to the candidate who has most distinguished himself in Anatomy in Second Year. Value £5 (\$10).

Scholarships and Prizes: Undergraduate—(continued)

The Burroughs Wellcome Prize

Awarded annually by Burroughs Wellcome and Company to the student adjudged best in Pharmacology during the year. Value, £20 (\$40).

The Boots Scholarships

Established in 1951 by the offer of an annual amount of £100 by the Boots Pure Drug (Aust.) Pty. Ltd. The scholarship is awarded under the following conditions:

1. The scholarship to be known as the Boots Scholarship.
2. One or two scholarships to be awarded each year to the total value of £100 (\$200) (Australian) per annum.
3. To be awarded to a student or students proceeding to the honours degree of Bachelor of Science in Pharmacology, Pharmaceutical Science or Pharmacy, the degree of Bachelor of Science (Medical) in Pharmacology or the degrees of Master of Science and Doctor of Philosophy in Pharmacology, Pharmaceutical Science or Pharmacy.

The Glaxo-Allenburys Prize in Surgery

Awarded annually by Glaxo-Allenburys (Australia) Pty. Ltd. to a Final Year student in the Faculty of Medicine for the best essay on some surgical subject, selected by the Professor of Surgery. Value, £25 (\$50).

The George Allan Prize

Established in 1952 by a gift of £500 from Mrs. M. M. Allan to provide an annual prize in memory of her late husband, Dr. George Allan, M.D., Ch.M. (Aberdeen).

Awarded annually for proficiency in the subject Therapeutics at the Sixth Year examination in the Faculty of Medicine. Value, £15 (\$30).

The Beverly Stewart Memorial Prize

Established in 1952 by the offer of a sum of £7 7s. (\$14.70) annually by Dr. Neville Stewart as a memorial to his daughter who was an undergraduate in the Faculty of Medicine.

Awarded annually to the woman student in the Faculty of Medicine who shows the greatest proficiency in Biology I.

The Dame Constance D'Arcy Memorial Prize

Established in 1952 by a gift of £100 from the Riviere College Old Girls' Union.

Awarded annually to the most outstanding Final Year woman student in the subject of Gynaecology. Value, £3 3s. (\$6.30).

The McMahon Tennent Prize

Founded in 1952 by a bequest of £250 from the estate of the late Marion Margaret Hamilton McMahon Tennent for a prize in the Faculty of Medicine.

Awarded annually to the student who shows the greatest proficiency in the subject of Biochemistry at the Third Year examination. Value, £7 (\$14).

The Inglis and Ward Prize in Pathology and Bacteriology

Founded in 1953 by a gift of £192 from the section of Pathology, B.M.A. (New South Wales Branch), in order to commemorate the work of Professor W. K. Inglis and Professor H. K. Ward, who had recently retired from the chairs of Pathology and Bacteriology respectively.

The prize is awarded to the student with the highest aggregate marks in the subjects of Pathology and Bacteriology at the Fourth Year examination. Value, £5 5s. (\$10.50).

The A. M. Loewenthal Prize

Two annual prizes of £5 5s. each were donated by A. M. Loewenthal, Esq., up to 1940. In 1948 the sum of £129 9s. 5d. was received from Mr. Loewenthal and it was decided to use the income to continue one of the annual prizes.

The prize is now awarded to the prosector who is judged most efficient from his skill in dissection, combined with his results in the Second Year examination in Anatomy. Value, £4 (\$8).

The Medical Women's Society of N.S.W. Fund

In 1953 the Medical Women's Society of N.S.W. offered to provide an amount of £100 (\$200) per annum to be awarded to a female medical student in her Fifth or Sixth Year who had a satisfactory academic record and was in financial need. As from 1960 this amount is to be regarded as an interest-free loan, repayable within three years of graduation. Applications, which should include details of the candidate's financial position, must reach the Registrar by the end of February each year.

The Roche Scholarship

Established in 1953 by the offer of an annual sum of £100 from Roche Products Ltd., Herts., England. The Scholarship is awarded under the following conditions:

1. The Scholarship to be known as The Roche Scholarship.
2. One or two scholarships to be awarded each year to the total value of £100 (\$200) (Australian) per annum.

Scholarships and Prizes: Undergraduate—(continued)

3. To be awarded to a student or students proceeding to an honours degree of Bachelor of Science in Pharmacology, Pharmaceutical Science or Pharmacy, the degree of Bachelor of Science (Medical) in Pharmacology or the degrees of Master of Science and Doctor of Philosophy in Pharmacology, Pharmaceutical Science or Pharmacy.

The New South Wales Department of Public Health Prize

In 1955 the Department of Public Health offered to donate an annual prize to be awarded to the best student in Public Health in the Fifth Year examinations. Value, £25 (\$50).

The Mabel Elizabeth Leaver Memorial Prize in Obstetrics

Established in 1955 by a gift of £1,000 from Dr. H. Leaver to provide an annual prize in memory of his wife, Mabel Elizabeth Leaver. To be awarded to the best student in Obstetrics at the Final Year examination. Value, £35 (\$70).

The Harold John Ritchie Memorial Prize

Established in 1955 by a gift of £1,250 from Mrs. E. L. Atkinson to provide an annual prize in memory of her brother, Dr. H. J. Ritchie. To be awarded annually on the results of the Final Year examination on the recommendation of the Professor of Medicine to that student who obtains the highest marks in Clinical Medicine. Value, £45 (\$90).

The Wolfe Solomon Brown Prize

Established in 1956 by a bequest of £1,000 from the estate of the late Mrs. Alice Edith Harris. The prize is awarded under the following conditions:

1. The prize shall be known as the Wolfe Solomon Brown Prize.
2. The prize shall be awarded by the Professor of Anatomy on the completion of the Third Year examinations in the Faculty of Medicine, to the student prosector who makes the best contribution to the Wilson Museum of Anatomy during his or her tenure of the prosectorship. In the event of two or more student prosectors being as of equal merit, the prize may be shared.
3. The Professorial Board may, on the recommendation of the Faculty of Medicine, amend, delete or add to these conditions from time to time.

Value, £35 (\$70) per annum.

The Robert Scot Skirving Memorial Prize

Established by a gift from the New South Wales Branch of the British Medical Association to commemorate the services rendered to the medical profession in New South Wales by the late Dr. Robert Scot

Skirving. Awarded to the candidate who secures the highest aggregate marks in the Medicine and Surgery papers, not including clinical examinations, at the Final Degree, Sixth Year examinations. Value, £12 12s. (\$25.20) per annum.

The Sir Harold Dew Prize

Established in 1957 by the offer of £15 15s. (\$31.50) annually by Mr. S. H. Lovell, F.R.A.C.S. The prize is awarded on the recommendation of the Professor of Surgery for the best case report and commentary on hydatid disease submitted either by a medical undergraduate or a medical graduate of not more than five years' standing.

The J. L. Shellshear Memorial Prize

Founded in 1959 by a gift of £160 from Professor N. W. G. Macintosh and a gift of £100 from Dr. G. Bell to establish an annual prize to the student showing greatest proficiency in Surgical Anatomy at the end of the Third Year of the course in the Faculty of Medicine. The prize is to be known as the J. L. Shellshear Memorial Prize for Surgical Anatomy, and is to be awarded on the recommendation of the Professor of Anatomy. Value, £12 (\$24).

The Pfizer Scholarship

Established in 1959 by the offer of an annual amount of £200 by Pfizer Pty. Ltd.

The scholarship is awarded under the following conditions:

1. The scholarship to be known as the Pfizer Scholarship.
2. One or two scholarships to be awarded each year to the total value of £200 (\$400) (Australian) per annum.
3. To be awarded to a student or students proceeding to the honours degree of Bachelor of Science in Pharmacology, Pharmaceutical Science or Pharmacy, the degree of Bachelor of Science (Medical) in Pharmacology or the degrees of Master of Science and Doctor of Philosophy in Pharmacology, Pharmaceutical Science or Pharmacy.

The Frank Cotton Memorial Prize

Established in 1959 by a gift of £505 from subscribers to the Professor F. S. Cotton Memorial Fund. Awarded annually to the Third Year student in the Faculty of Medicine who shows the greatest proficiency in Physiology. Value, £20 (\$40).

Scholarships and Prizes: Undergraduate—(continued)

The Foundation for Research and Treatment of Alcoholism

Established in 1960 by an offer from the Foundation for Research and Treatment of Alcoholism of two prizes to be awarded annually to undergraduates in the Faculty of Medicine for an essay on the Medical Aspects of Alcoholism.

Students in the Fourth, Fifth or Sixth Year and graduates of not more than five years' standing may submit essays by the end of Lent Term each year. The award will be made by the Faculty of Medicine on the recommendation of a committee appointed by the Faculty from time to time. Value, £31 10s. (\$63) and £21 (\$42).

The Carnation Paediatric Prize

Established in 1963 by the offer of an annual amount of £52 10s. by the Carnation Company Pty. Ltd.

The award will be made by the Faculty of Medicine on the recommendation of a committee consisting of the Dean, the Professor of Child Health, the Associate Professor in Child Psychiatry and the Lecturer in Surgical Diseases of Children.

The prize is to be awarded to the student who submits the best piece of clinical, social or laboratory observation or research and who satisfies the examiners in a *viva voce* examination in paediatrics. The report must be submitted to the Registrar by the end of Lent Term in the student's Sixth Year. The *viva voce* examination will be held in Trinity Term in the student's Sixth Year. No award will be made unless a candidate is considered of sufficient merit. Value, £42 (\$84). Proxime Accessit, £10 10s. (\$21).

The Moran Prize

Established in 1945 by a gift of £250 from Dr. H. M. Moran for an annual essay prize, open to Roman Catholic students. The topic for 1966 shall be of the candidate's own choice within the field of the history of Science and Medicine in Australia. The prize shall be available for award in 1966 and each year thereafter. Value, £9 (\$18).

The Herbert John Wilkinson Memorial Prize

Established in 1963 by a bequest from Herbert John Wilkinson.

Awarded by the Professor of Anatomy following the Third Year annual examination to the male or female student in the Faculty of Medicine, who has not repeated either Medicine II or Medicine III, and who gains the highest aggregate of marks in the final examination results in the courses in Anatomy which an undergraduate medical student is required to pursue in the Department of Anatomy during the Second and Third Years of the medical course.

The Mead Johnson Paediatric Prize

Established in 1964 by an offer from Charles McDonald-Mead Johnson Pty. Ltd. to donate £26 5s. annually for a minimum period of ten years.

Awarded annually by the Faculty of Medicine, on the recommendation of the Professor of Child Health and the Dean of the Faculty of Medicine, to the student who has shown the greatest proficiency in Paediatrics in Fifth Year. Value, £26 5s. (\$52.50).

The Ophthalmological Society of Australia Prize

Founded in 1965 by The Ophthalmological Society of Australia (Australian Medical Association).

The prize is awarded annually on the recommendation of the Head of the Department of Ophthalmology and Eye Health to a Final Year student in the Faculty of Medicine for the best presentation of a medical or surgical clinical case with ophthalmic interest. No award will be made unless the presentation is considered of sufficient merit. Value, £25 (\$50).

The James and Margaret Claffy Prize in Ophthalmology

Founded in 1965 by a gift of £1,000 by an anonymous donor.

The prize is awarded annually to the Fifth Year student who shows the greatest proficiency in the subject of Ophthalmology. Value, £50 (\$100).

POST-GRADUATE DEGREES

Degree of Doctor of Medicine (M.D.)

1. The degree of Doctor of Medicine shall be awarded on the recommendation of the Faculty for an original contribution of distinguished merit adding to the knowledge or understanding of any subject with which the Faculty is directly concerned.
2. A candidate for the degree of Doctor of Medicine shall have held the degree of Bachelor of Medicine for at least five years. A graduate of another university may be admitted to candidature provided he has held the degree of Bachelor of Medicine of that university for at least five years. He must also engage, for not less than two years, in such work as the Head of the Department concerned may prescribe.
3.
 - (i) A candidate shall submit to the Registrar five copies of the thesis, thesis supported by published work, or published work alone, which he wishes to have examined. The work submitted shall be a record of original research undertaken by the candidate who shall state the sources from which his information was derived, the extent to which he has availed himself of the work of others and the portion of the work he claims as original.
 - (ii) If the work submitted records work carried out conjointly, irrespective, in the case of published work, of whether it has been published in the candidate's sole name or under joint authorship, the candidate shall state the extent to which he was responsible for the initiation, conduct or direction of such conjoint research.
 - (iii) Where the work submitted incorporates work previously submitted for a degree in this or in any other university, the candidate shall clearly indicate which portion of the work was so submitted.
4. On receipt of a recommendation from the Faculty concerning the examiners to be appointed, the Professorial Board shall appoint at least three examiners of whom at least one shall be an external examiner.
5.
 - (i) Candidates shall not be recommended for the degree unless the examiners report that the work submitted fulfils the conditions prescribed in the first paragraph.
 - (ii) Each candidate shall be required to pass an examination in Clinical Medicine or in such special departments of medical science or practice as may be selected by the candidate and

approved by the Faculty. The Faculty may by resolution exempt a candidate from any or all parts of the examination except the thesis.

Candidates for the degree of Doctor of Medicine who are resident abroad may in exceptional circumstances be examined in the subject of the thesis or published work at any Medical School approved by the Faculty, any expense involved being met by the candidates.

6. These By-laws shall come into force from 1st January, 1961.

Degree of Doctor of Philosophy

The degree of Doctor of Philosophy is awarded in the Faculty of Medicine.

Details of candidature for this degree can be obtained on application to Heads of Departments or to the Registrar.

Degree of Master of Surgery

The degree of Master of Surgery shall not be conferred until the expiration of five academic years from the granting of the degrees of Bachelor of Medicine and Bachelor of Surgery.

Candidates for this degree must produce evidence that they have had special training in Surgery and that they have been engaged in a manner approved by the Faculty in the special full-time study and practice of Surgery, or of some special branch of Surgery, for a period of at least three years.

Candidates for this degree shall submit a thesis, not already presented as a thesis for any degree, on some surgical subject. This thesis shall be a record of special investigations undertaken by the candidate and show clearly by appropriate references the extent to which the candidate is indebted for any portion to any other person and be accompanied by a declaration signed by the candidate that the thesis is composed by him.

The thesis shall be submitted to three specially appointed examiners, one of whom shall be extramural, and the degree will only be awarded if the thesis is regarded as an original contribution of distinguished merit adding to the knowledge and understanding of the subject.

Each candidate shall be required to pass a clinical examination in the branch of Surgery which he professes. In special cases the Faculty may by resolution exempt a candidate from this examination.

POST-GRADUATE COMMITTEE IN MEDICINE

Chairman: Dr. George Bell. Honorary Director: Dr. Selwyn Nelson.

This committee was formed for the promotion of post-graduate education, study, work and research in Medicine, and advancement of the art and science of Medicine.

All inquiries concerning post-graduate diplomas and courses and post-graduate teaching in general should be made to The Honorary Director, The Post-Graduate Committee in Medicine, Herford House, 188 Oxford Street, Paddington.

POST-GRADUATE MEDICAL DIPLOMAS

Diploma in Public Health

By-Laws

25. There shall be a diploma in Public Health, (D.P.H.), testifying that the holder has completed a post-graduate training in the science and practice of Public Health.

26. Candidates for the diploma shall be required to pass two examinations.

27. The first examination shall comprise written, oral and practical tests in each of the following three groups of subjects:

- (a) Bacteriology and Parasitology (including immunology, serology, and medical entomology) in relation to public health.
- (b) Application of the principles of Physiology and Biochemistry to environmental and personal hygiene and to public health.
- (c) Application of the principles of Chemistry and Physics to environmental and personal hygiene and to public health (including the methods of examination and purification of water and sewage, the composition and adulteration of the more common foods, the nature and estimation of the pollution of the atmosphere, and the methods of disinfection and disinfestation).

28. The second examination shall comprise:

- (i) Written and oral tests in each of the following four groups of subjects:
 - (a) Sanitation and Public Health (including town and house planning and sanitary construction).
 - (b) Epidemiology and Vital Statistics (including statistical method).
 - (c) Public Health Law and Administration (including public medical services, hospital administration, social insurance, and industrial hygiene).
 - (d) Hygiene (including climatology, mental health and genetics).
- (ii) Practical tests in each of the following two subjects:
 - (a) Clinical examinations in infectious diseases.
 - (b) Food inspection, with inspection of premises (including dwellings, factories, workshops and schools) and the relative ordinances.

Post-graduate Medical Diplomas—(continued)

29. Before admission to the first examination, a candidate for the diploma shall produce evidence:

- (i) that a period of not less than twelve calendar months has elapsed since he graduated in Medicine, Surgery and Obstetrics; and
- (ii) that, after obtaining qualifications in Medicine, Surgery and Obstetrics, approved by the Faculty of Medicine, he has either
(a) attended at this University, for not less than 280 hours, the theoretical and practical courses of instruction in the subjects of the examination or (b) received at some other University such instruction in the subjects of the examination as the Faculty deems equivalent.

30. Before admission to the second examination, a candidate for the diploma shall produce evidence:

- (i) that he has passed the first examination;
- (ii) that, after graduation, he has attended at this University the courses of instruction in Public Health either (a) for not less than twelve calendar months, of which not less than three consecutive calendar months have been devoted to whole-time study, or (b) for an academic year of not less than nine calendar months devoted to whole-time study;
- (iii) that he has attended at this University, for not less than 160 hours, the course of instruction in Preventive Medicine comprising the subjects of the written and oral tests of the second examination;
- (iv) that he has attended regularly for three months the clinical practice of a hospital or hospitals for infectious diseases approved by the Faculty;
- (v) that he has been engaged for not less than six months in acquiring practical knowledge of the routine and the special duties of public health administration under the supervision of a Medical Officer of Health approved by the Faculty; that he has received from this or some other competent officer, during not less than three hours on each of sixty days, practical instruction in the duties relating to (a) maternity and infant welfare service, (b) health services for young children and children of school age, (c) venereal diseases service, (d) tuberculosis service, (e) industrial hygiene, (f) hospital services, (g) mental health services, (h) the inspection and control of food, including meat and milk, and (i) quarantine and port health work; and that he has attended at the centres, clinics, institutions, ships and premises concerned.

30A. The above conditions of study may be modified at the discretion of the Faculty of Medicine in the cases of candidates who are employed as full-time officers of a State or Commonwealth Department of Health.

31. Unless the Faculty shall otherwise appoint, the first of the two examinations for the diploma shall be held during the vacation between Trinity and Michaelmas Terms, and the second examination shall be held during Michaelmas Term.

32. A candidate taking the first or the second examination shall be required to pass in all the subjects of the examination at the same time.

33. Applications for admission to either examination shall be made to the Registrar not less than four weeks before the date of the examination.

Diploma in Tropical Medicine and Hygiene

By-Laws

35. There shall be a diploma in Tropical Medicine and Hygiene, (D.T.M. & H.).

36. A candidate for the diploma in Tropical Medicine and Hygiene shall produce evidence:

- (i) that he is a qualified medical practitioner registered or registerable by the New South Wales Medical Board or by the General Medical Council of Great Britain, or by the appropriate authority in a Territory administered by the Commonwealth of Australia;
- (ii) that a period of not less than twelve months has elapsed since he qualified for such registration;
- (iii) that he has complied with Section 37.

37. A candidate for the diploma in Tropical Medicine and Hygiene shall, after qualifying for such registration as is referred to in Section 36,

- (a) attend approved post-graduate courses of intensive study and practice over a period of not less than five months in the following subjects in their relation to the tropics—Protozoology; Helminthology; Entomology; Bacteriology and Pathology; Tropical Medicine and Surgery; Tropical Ophthalmology; Tropical Dermatology; Tropical Dentistry; Meteorology and Climatology; Physiology in its Relation to the Tropics; Medical Statistics and Statistical Methods; Hygiene and Preventive Medicine; Nutrition; Sanitation; Chemistry of Water, Sewage and Common Foods; together with clinical work as may be arranged at approved hospitals;
- (b) attend regularly on excursions to places or institutions as may be considered necessary for his instruction.

38. A candidate for the diploma in Tropical Medicine and Hygiene shall be required to pass examinations in each of the following subjects:

- (i) Parasitology (Protozoology and Helminthology).
- (ii) Entomology.
- (iii) Bacteriology and Pathology.

Post-graduate Medical Diplomas—(continued)

- (iv) Tropical Hygiene and Sanitation.
- (v) Epidemiology and Vital Statistics.
- (vi) Tropical Medicine.
- (vii) Special Subjects—Dermatology, Ophthalmology and Dentistry.

39. The examination for the diploma in Tropical Medicine and Hygiene shall be held in such manner as the Faculty may from time to time direct.

40A. The above conditions of study may be modified at the discretion of the Faculty of Medicine in special cases, such as candidates who have been employed in Federal or Colonial Medical Service in tropical regions, who have been engaged in professional work in tropical countries, or who produce evidence of having been engaged in original investigations in Tropical Medicine and Hygiene.

40B. (i) Persons who were awarded the diploma in Tropical Medicine prior to 1st January, 1948, may obtain an additional qualification in Tropical Hygiene by attendance at such courses for the diploma in Tropical Medicine and Hygiene as the Faculty may prescribe and passing a special written examination in Tropical Hygiene and Sanitation, Epidemiology and Vital Statistics together with such oral or practical examinations in these subjects as the examiners may direct.

(ii) When the requirements laid down in (i) have been fulfilled by any person, the diploma in Tropical Medicine which had been issued to him will be suitably endorsed with the words "and Hygiene" after the words "Tropical Medicine" on his diploma.

Resolutions

1. The examination for the diploma in Tropical Medicine and Hygiene shall include written and oral examinations in

Parasitology (Protozoology and Helminthology),

Entomology,

Bacteriology and Pathology,

Tropical Hygiene and Sanitation,

Epidemiology and Vital Statistics,

Tropical Medicine,

Special subjects—Dermatology, Ophthalmology and Dentistry,

and practical examinations in

Parasitology (Protozoology and Helminthology),

Entomology,

Bacteriology and Pathology,

Tropical Medicine.

2. The examination for the diploma in Tropical Medicine and Hygiene shall be held in the Trinity Term or at such other time or times as the Faculty may appoint.

3. Application by a candidate for the diploma in Tropical Medicine and Hygiene for leave to present himself for the examination shall be made to the Registrar not less than four weeks before the time appointed for the holding of the examination.

4. The following hospitals will, for the present, be recognized as approved hospitals for clinical instruction in Tropical Medicine for the purposes of the diploma in Tropical Medicine and Hygiene:

Royal Prince Alfred Hospital, Sydney Hospital, Prince Henry Hospital, Royal Alexandra Hospital for Children, Repatriation General Hospital, Concord, St. Vincent's Hospital, Royal North Shore Hospital, United Dental Hospital.

Diploma in Psychological Medicine

By-Laws

41. There shall be a diploma in Psychological Medicine, (D.P.M.).

42. A candidate for the diploma in Psychological Medicine shall:

- (i) hold qualifications in Medicine, Surgery and Obstetrics approved by the Faculty of Medicine for the purposes of the diploma;
- (ii) produce evidence that he has held such qualifications for not less than three years;
- (iii) produce evidence that he has spent not less than twelve months as a Resident Medical Officer of a general hospital approved by a Faculty, or has spent not less than twelve months as a non-resident Medical Officer in one of the Teaching Hospitals approved for the purpose by the Faculty;
- (iv) comply with Section 43.

43. A candidate for the diploma in Psychological Medicine shall, after obtaining the qualifications set out in Section 42 (i) and fulfilling the requirements of Section 42 (iii), attend approved post-graduate courses of study in each of the subjects of the examination specified in Section 44 at the University and hospitals and other institutions approved for the purpose by the Faculty and undergo such special training in Psychological Medicine as may from time to time be prescribed by resolutions made in accordance with these By-laws.

44. A candidate for the diploma in Psychological Medicine shall be required to pass examinations in each of the following subjects:

- (i) Psychology.
- (ii) Anatomy of the Nervous System.
- (iii) Physiology in relation to Psychiatry.
- (iv) Pathology of the Nervous System.
- (v) Neurology.
- (vi) Psychiatry.

Post-graduate Medical Diploma—(continued)

45. The examination for the diploma in Psychological Medicine shall be held in such manner as the Faculty may from time to time direct.

Resolutions

1. A candidate for the diploma in Psychological Medicine, in addition to complying with the requirements of Section 42 (iii) of the By-laws, must produce evidence that he has fulfilled the following requirements of special training before admission to Part II of the examination:

- (a) that he has held the position of full time Medical Officer for at least three years in fully recognized hospitals prescribed in Resolution 4 or obtained equivalent experience to the satisfaction of the Faculty; and
 - (b) that he has attended the psychiatric out-patients of one or more supplementary hospitals prescribed in Resolution 4 (b) for at least thirty half-day sessions; and
 - (c) that he has attended at least thirty half-day sessions at a recognized Child Guidance Clinic prescribed in Resolution 4 (c).
2. The examination shall be in two parts, namely, Part I and Part II.

Part I

Written, *viva voce* and practical examinations:

- (i) Psychology.
- (ii) Anatomy of the Nervous System.
- (iii) Physiology in relation to Psychiatry.

Part II

Written, *viva voce* and practical examinations:

- (i) Pathology of the Nervous System.
- (ii) Neurology.
- (iii) Psychiatry.

Each part shall be taken separately and the candidate will be required to pass Part I before Part II can be taken.

The examination shall be held at such times as the Faculty may determine.

Applications for admission to the examination shall be made to the Registrar in writing not less than four weeks before the date of the examination.

4. The following hospitals in New South Wales are at present approved hospitals for the purposes of Section 43 of Chapter XII of the By-laws and of these Resolutions, but the Faculty may, by special resolution, recognize other hospitals in particular cases:

- (a) *Fully Recognized Hospitals:* The hospitals of the Division of Psychiatric Services of New South Wales; the Repatriation General Hospital, Concord; Royal Prince Alfred Hospital and Prince Henry Hospital.

- (b) *Supplementary Hospitals* (for out-patient experience in Psychiatry only): Royal Prince Alfred Hospital; Sydney Hospital; St. Vincent's Hospital; Royal North Shore Hospital; Broughton Hall Psychiatric Clinic; St. George Hospital; Repatriation Department Out-Patient Clinic, Grace Building; North Parramatta Psychiatric Centre; Prince of Wales Hospital, Randwick.
- (c) *Supplementary for Child Guidance*: The clinics of the New South Wales Department of Health, Royal Alexandra Hospital for Children, and North Ryde Psychiatric Centre (Children's Unit).

Courses of Study

The courses of study for the diploma in Psychological Medicine shall include the following:

(i) *Psychology*: To include a study of the major contemporary systems of psychology and psychopathology, with attention being given to techniques of measurement, elementary statistical procedures, motivation and personality dynamics, cognition and learning, the concept of abnormality and theories of aetiology.

(ii) *Anatomy of the Nervous System*: To include the macroscopic and microscopic features of the structure of the central and autonomic nervous systems.

(iii) *Physiology in Relation to Psychiatry*: To include all those aspects of physiology which are of relevance to psychiatry and to normal mental processes, with special reference to the physiology of the nervous and endocrine systems.

(iv) *Pathology of the Nervous System*: To include all aspects of general pathology which have a relationship to diseases of the nervous system, as well as the macroscopic and microscopic features of primary nervous system disease and of those diseases which may affect the nervous system.

(v) *Neurology*: To include didactic and clinical teaching concerning the pathogenesis, diagnosis and treatment of diseases affecting the nervous system, with particular attention paid to those disorders which are of special relevance to the practice of psychiatry.

(vi) *Psychiatry*: To include didactic and clinical teaching concerning the aetiology, diagnosis and treatment of all forms of psychiatric illness, with due attention being paid to an understanding of child psychiatry, mental deficiency, social aspects, medico-legal problems, physical and psychological forms of treatment, administrative psychiatry, psychosomatic disorders and those aspects of psychiatry which bear a special relationship to general medicine.

Post-graduate Medical Diplomas—(continued)

Diploma in Diagnostic Radiology

By-Laws

53. There shall be a diploma in Diagnostic Radiology, (D.D.R.).
54. A candidate for the diploma in Diagnostic Radiology shall:
 - (i) hold qualifications in Medicine, Surgery and Obstetrics approved by the Faculty of Medicine for the purposes of the diploma;
 - (ii) produce evidence that he has held such qualifications for not less than three years;
 - (iii) produce evidence that he has spent not less than two years as a Resident Medical Officer of a general hospital approved by the Faculty, of which a period not exceeding twelve months may have been spent as a non-resident Medical Officer in one of the Teaching Hospitals approved for the purpose by the Faculty or, if he graduated before 31st January, 1963, produce evidence that he has spent not less than twelve months as a Resident Medical Officer of a general hospital approved by the Faculty or that he has spent not less than twelve months as a non-resident Medical Officer in one of the Teaching Hospitals approved for the purpose by the Faculty;
 - (iv) comply with Section 55.

55. A candidate for the diploma in Diagnostic Radiology shall, after obtaining the qualifications set out in Section 54 (i) and fulfilling the requirements of Section 54 (iii), attend approved post-graduate courses of study in each of the subjects of the examination specified in Section 56 at the University and hospital approved for the purpose by the Faculty and undergo such special training in Diagnostic Radiology as may from time to time be prescribed by resolutions made in accordance with these By-laws.

56. A candidate for the diploma in Diagnostic Radiology shall be required to pass examinations in each of the following subjects:

- (i) Anatomy.
- (ii) Physics.
- (iii) Electro-technology.
- (iv) Dark-room Procedure.
- (v) Radiological Diagnosis.
- (vi) Radiography.
- (vii) Pathology.

57. The examination for the diploma in Diagnostic Radiology shall be held in such manner as the Faculty may from time to time direct.

Resolutions

1. A candidate for the diploma in Diagnostic Radiology, in addition to complying with the requirements of Section 54 (iii) of Chapter XII of

the By-laws, must produce evidence that, for a total period of two years, he has held a full-time appointment in the Radiological Department of hospitals prescribed in Resolution 4, of which at least twelve months shall have been spent at a fully recognized hospital.

2. The examination shall be in two parts, namely, Part I and Part II.

Part I

Written, *viva voce* and practical examinations:

- (a) Anatomy, with special reference to Radiological Diagnosis.
- (b) Physics (Part I), Electro-technology and Dark-room Procedure.

Part II

Written, clinical and practical examinations:

- (a) Radiological Diagnosis and Radiography.
- (b) Pathology.

Each part shall be taken separately and the candidate will be required to pass Part I before Part II can be taken.

The examination shall be held at such times as the Faculty may determine.

Part II of the examination shall be held not less than fourteen days after Part I.

Application for admission to the examination shall be made to the Registrar in writing not less than four weeks before the date on which the examination begins.

4. The following hospitals in New South Wales are at present approved hospitals for the purposes of Section 55 of the By-laws and of these Resolutions, but the Faculty may, by special resolution, recognise other hospitals and departments in particular cases:

- (a) *Fully Recognized Hospitals*: Royal Prince Alfred Hospital; St. Vincent's Hospital; Sydney Hospital; Repatriation General Hospital, Concord; Royal North Shore Hospital; St. George Hospital; Royal Newcastle Hospital; Prince Henry Hospital; Prince of Wales Hospital, Randwick.
- (b) *Supplementary Hospital*: Royal Alexandra Hospital for Children.

Post-graduate Medical Diplomas—(continued)

Courses of Study

Physics

Revision of Direct Current Electricity: Including Ohm's law; simple treatment (including practical units) of voltage, current, resistance, power, capacity, heating and magnetic effects of a current.

Electromagnetic Induction: Lenz's law; principle of alternator and motor, inductance.

Alternating Current (simple theory only): Wave form; frequency; average, peak and effective values of current and voltage; back E.M.F.; reactance, impedance, power factor; measurement.

The Transformer: Principle, construction, transformation, ratio, regulation, efficiency, current and voltage limits, calibration; special features of X-ray transformers; auto transformer; practical methods of determining potential output of X-ray transformer; control of high tension voltage.

Thermionic Currents: Diode valves; diode characteristics and their significance in the operation of rectifying valve and X-ray tube; valve rectification.

Diagnostic X-ray Tube: Design of cathode and anode, circular and line focus; dual focus; rotating anode; rating charts; cooling curves; causes of tube failure.

X-Radiation: Production of general and characteristic X-rays; distribution of energy in the X-ray spectrum; practical factors controlling energy distribution; properties of X-rays, absorption and scattering (with special reference to photographic effect and ionization); filtration.

The Radiograph: Density, contrast; detail; geometric, movement and screen blurring; intensifying screens construction, types, intensification factor, effect on detail and contrast; cones; diaphragms; grids, filters, radiographic quality control.

Physical Principles Underlying Special Diagnostic Apparatus (including kymograph, tomograph, stereoscopic radiographs, localization of foreign bodies, pelvic mensuration, cine-radiography).

Fluoroscopy: Physical principles, behaviour of eye at low brightness levels, image intensification.

Miniature Radiography: Physical principles, lens and mirror cameras.

Hazards and Protection: Factors influencing dose received by operators and patients; protective methods and materials, regulations governing use of X-ray equipment.

Electro-technology

X-ray Apparatus (General): Motors, transformers, chokes, thermionic and dry rectifiers, stationary and rotating anode X-ray tubes, electronic

and other types of timers, meters, stabilizers, oscillating and stationary grids, cones, cassettes and screens, photofluorography.

Electrical Circuits: Safety factors, self-rectified, single-valve, two-valve, four-valve; calibration charts, tube rating charts, cooling charts; controls, overload protection, line voltage compensation, filament current boosting, monitor controlled equipment, special features of shock-proof equipment, circuit diagrams of typical equipment.

Dark Room Procedures: Fundamentals of photography, characteristics of the X-ray film, the dark room, safe lights, processing X-ray film developers, fixers, acceleration, restrainers, standard developers, temperature in relation to developing, tropical, subtropical conditions, hardening, washing, drying, cleaning developer tanks and film hangers, preparing and mixing chemicals, storage of materials, handling film, film faults and their interpretation.

Pathology: A course of tuition in general pathology and in special pathology of those conditions related to Diagnostic Radiology.

Radiological Diagnosis

(a) Technique of examination of all parts of the body, fluoroscopic methods. Use of contrast media. Location of foreign bodies. Special techniques.

(b) Interpretation of films; differential diagnosis; correlation with clinical findings. Methods of reporting and reading.

Anatomy

1. *Osteology:* The principles of the development of bone. Recent work on blood supply of bone variation. Developmental variations. Detailed description of certain parts of the skeleton—vertebral column—tarsis—carpus.

2. *Alimentary System:* General discussion on habitus. The oesophagus—mucosal patterns. Developmental variations.

3. *Respiratory System:* Intrinsic pulmonary anatomy. Mediastinum—the domes of the pleura.

4. *Genito-Urinary System:* Principles of development and developmental variations. Intrinsic musculature of the urinary apparatus. Recent work on blood supply.

5. *Cardio-Vascular System:* Principles of development of heart and great vessels—variation of form—the heart in a normal skiagram.

6. *Brain and Spinal Cord:* This cannot be adequately covered; but attention will be directed to the relations of the main cisterna and ventricles.

Post-graduate Medical Diplomas—(continued)

7. *The Skull*: Air sinuses, air cells, fossae, foramina and general survey.

8. *Normal Histology and Cytology*.

Diploma in Therapeutic Radiology

By-Laws

59. There shall be a diploma in Therapeutic Radiology, (D.T.R.).

60. A candidate for the diploma in Therapeutic Radiology shall:

- (i) hold qualifications in Medicine, Surgery and Obstetrics approved by the Faculty of Medicine for the purposes of the diploma;
- (ii) produce evidence that he has held such qualifications for not less than three years;
- (iii) produce evidence that he has spent not less than twelve months as a Resident Medical Officer of a general hospital approved by the Faculty or has spent not less than twelve months as a non-resident Medical Officer in one of the Teaching Hospitals approved for the purpose by the Faculty;
- (iv) comply with Section 61.

61. A candidate for the diploma in Therapeutic Radiology shall, after obtaining the qualifications set out in Section 60 (i) and fulfilling the requirements of Section 60 (iii), attend approved post-graduate courses of study in each of the subjects of the examination specified in Section 62 at the University and hospital approved for the purpose by the Faculty and undergo such special training in Therapeutic Radiology as may from time to time be prescribed by Resolutions made in accordance with these By-laws.

62. A candidate for the diploma in Therapeutic Radiology shall be required to pass examinations in each of the following subjects:

- (i) Anatomy and Physiology.
- (ii) Physics.
- (iii) Radiotherapy.
- (iv) Pathology.

63. The examination for the diploma in Therapeutic Radiology shall be held in such manner as the Faculty may from time to time direct.

Resolutions

1. A candidate for the diploma in Therapeutic Radiology, in addition to complying with the requirements of Section 60 (iii) of the By-laws, must produce evidence that he has fulfilled one or other of the following requirements of special training before admission to Part II of the examination:

- (a) That he has held one or more of the following appointments for a total period of not less than two years:
- (i) Full-time Fellow or Associate or Resident Medical Officer or full-time Radiotherapist in the Radiotherapeutic Department of hospitals prescribed in Resolution 4 of which at least twelve months shall have been spent at a fully recognized hospital.
 - (ii) Honorary Medical Officer in the Radiotherapeutic Department of a fully recognized hospital prescribed in Resolution 4.
- (b) That he has attended for an average of fifteen hours a week for two years the Therapeutic Departments of hospitals prescribed in Resolution 4, of which not less than three-fifths of the total attendance will be at one or more fully recognized hospitals, provided that a candidate who has spent less than two years holding an appointment prescribed in (a) above may complete the requirement by attending, for an average of fifteen hours per week for the remainder of the period, the Therapeutic Departments of fully recognized hospitals prescribed in Resolution 4.

2. The examination shall be in two parts, namely, Part I and Part II.

Part I

Written, *viva voce* and practical examinations:

- (i) Anatomical and physiological aspects of Therapeutic Radiology.
- (ii) Physics I.

Part II

Written, clinical and practical examinations:

- (i) Radiotherapy.
- (ii) Pathology.
- (iii) Physics II.

Each part shall be taken separately and the candidate will be required to pass Part I before Part II can be taken.

The examination shall be held at such times as the Faculty may from time to time determine. Part II of the examination shall be held not less than fourteen days after Part I.

Applications for admission to the examination shall be made to the Registrar in writing not less than four weeks before the date on which the examination begins.

4. The following hospitals in New South Wales are at present approved hospitals for the purposes of Section 61 of the By-laws and of these Resolutions, but the Faculty may, by special resolution, recognize other hospitals in particular cases:

Post-graduate Medical Diplomas—(continued)

- (a) *Fully Recognized Hospitals:* Royal Prince Alfred Hospital; St. Vincent's Hospital; Sydney Hospital.
- (b) *Supplementary Hospitals:* Royal North Shore Hospital; Lewisham Hospital.

Courses of Study

Anatomy

1. A precise knowledge of the lymphatic drainage system of the body and of the surface relationships of organs and other structures.

2. A basic knowledge of:

- (a) the anatomy of the upper respiratory passages and mouth;
- (b) of the mediastinum and thorax, including gross relationships;
- (c) the contents of the pelvis, with special reference to gross relationships;
- (d) the anatomy of the external genitalia;
- (e) the course (but not the detailed relationships) and functions of:
 - (i) cranial nerves, (ii) spinal nerves in the form of dermatome and myotome distribution;
- (f) the anatomy of the skin.

3. Osteology.

Physiology

General basic knowledge of Physiology with particular reference to:

- (a) skin;
- (b) blood and haemopoietic system;
- (c) water and salt balance, renal function;
- (d) respiration;
- (e) endocrinology.

Physics I

Revision of Direct Current Electricity: Including Ohm's law, simple treatment (including practical units) of voltage, current, resistance, power, capacity, heating and magnetic effects of a current.

Electromagnetic Induction: Lenz's law; principle of alternator and motor, inductance.

Alternating Current (simple theory only): Wave form; frequency; average, peak and effective values of current and voltage; back E.M.F.; reactance; impedance; power factor; measurement.

The Transformer: Principle, construction, transformation ratio, regulation, efficiency, current and voltage limits, calibration; special features of X-ray transformers; auto transformers; practical methods of determining potential output of X-ray transformer; control of high tension voltage.

Thermionic Currents: Diode valve; diode characteristics and their significance in the operation of rectifying valve and X-ray tube; valve rectification.

Therapeutic X-ray Tube: Design of cathode and anode, circular and line focus, cooling, causes of tube failure.

X-radiation: Production of general and characteristic X-rays; distribution of energy in the X-ray spectrum, practical factors controlling energy distribution, properties of X-rays, absorption and scattering (with special reference to ionization); filtration.

Hazards and Protection: Factors influencing dose received by operators using X-ray apparatus and radioisotopes; protective methods and materials; regulations governing use of X-ray apparatus and radioisotopes.

Radiotherapy

A knowledge of:

- (a) the pathological, medical and/or surgical aspects of diseases for which radiotherapy (radium, radon therapy, X-ray therapy, supervoltage therapy, therapy by radioactive isotopes) is a recognized method of treatment;
- (b) all technical procedures, of planning, prescription and dosage calculation in treatment, and of the physical principles involved;
- (c) the uses of radioactive isotopes in medical research, diagnosis and treatment.
- (d) the biological effects of irradiation in its various aspects.

Pathology

A course of tuition on General Pathology and the Special Pathology of those conditions related to Therapeutic Radiology.

Physics II

1. *X-rays:* The therapeutic X-ray tube as used for contact, superficial and deep therapy. High tension circuits used for contact, superficial, deep and supervoltage therapy. Voltage and current wave forms of high tension generators; effect of these on quantity and quality of X-rays produced. Filters, inherent filtration, composite filters. More thorough consideration of interaction of radiation with matter, photo-electric absorption, Compton scattering, pair production, ionization in tissue. Expression of exposure dose in roentgens. Measurement of X-ray exposure, standard and clinical dosimeters. Measurement of X-ray quality, skin dose, depth dose, volume dose, and factors determining these. Depth dose tables, isodose curves and methods of determining dosage distribution. Dosage distribution in contact, superficial, deep and super-voltage X-ray therapy. Energy absorption including absorption in air, water, soft tissue, bone; the rad, conversion of roentgens to rads, the rem. Supervoltage

Post-graduate Medical Diplomas—(continued)

radio-radiotherapy-physical aspects, types of equipment (linear accelerator, betatron, van der Graaff electrostatic generator, cobalt and caesium beam therapy), recent developments, advantages.

2. *Radioactivity*: Natural and artificial radioactivity; radioactive disintegration, activity, half-life, average life, transformation constant. Alpha, beta and gamma rays, their properties, particularly their ionization, photographic and biological effects. The uranium-radium series of elements, with special reference to radium and radon and its active deposit. Radium containers for therapeutic purposes. Preparation of radon for therapeutic use. Relative advantages and disadvantages of radium and radon. Measurement of gamma ray dose in roentgens and rads. Calculation of gamma ray dosage; dosage distribution in interstitial and distance gamma ray therapy and methods of approximating to homogenous distribution. Artificial radioactivity; methods of preparation of radioisotopes; physical properties of principal isotopes used in medicine; substitutes for radium and radon; detection and measurement of radioisotopes, use of Geiger counter and scintillation counter. Dosage distribution from radioisotopes administered internally and externally. Gamma ray beam therapy.

3. *General*: The physical and chemical bases of some of the theories of biological action of radiation. Protection problems associated with the use of X-rays and radioactive materials. Protection measurements. Design of a radiotherapy department.

4. *Practical Work*: Investigation with cathode ray oscillograph of current and voltage conditions in various types of circuits used in therapy. Schematic wiring diagram of an approved X-ray therapy installation. Visits to special features of therapy installations. Determination of absorption curves of an X-ray beam and determination from these of half-value layer, effective wavelength, and absorption coefficient. Measurement of dosage by ionization of air, demonstrations of use of standard free air chamber, and use of various forms of clinical dosimeters. Determination of degree of protection in an X-ray or radium department, using both ionization and photographic methods. Measurement of gamma ray intensity; validity of inverse square law; comparison of gamma ray sources. Measurement of growth and decay of a freshly prepared radon source. Demonstration of purification of radon and mounting for therapeutic use. Exercises in calculation of X-ray and gamma ray dosage distributions for given conditions.

Diploma in Anaesthesia

By-Laws

65. There shall be a diploma in Anaesthesia, (D.A.).

66. A candidate for the diploma in Anaesthesia shall:

- (i) hold qualifications in Medicine, Surgery and Obstetrics approved by the Faculty of Medicine for the purposes of the diploma;
- (ii) produce evidence that he has held such qualifications for not less than three years;

- (iii) produce evidence that he has spent not less than twelve months as a Resident Medical Officer of a general hospital approved by the Faculty or has spent not less than twelve months as a non-resident Medical Officer in one of the Teaching Hospitals approved for the purpose by the Faculty;
- (iv) comply with Section 67.

67. A candidate for the diploma in Anaesthesia shall, after obtaining the qualifications set out in Section 66 (i) and fulfilling the requirements of Section 66 (iii), attend approved post-graduate courses of study in each of the subjects of the examination specified in Section 68 at the University and hospital approved for the purpose by the Faculty and undergo such special training in Anaesthesia as may from time to time be prescribed by resolutions made in accordance with these By-laws.

68. A candidate for the diploma in Anaesthesia shall be required to pass examinations in each of the following subjects:

- (i) Anatomy.
- (ii) Physiology and Biochemistry.
- (iii) Anaesthesia.
- (iv) Pre-operative and post-operative management.
- (v) Pharmacology.
- (vi) Pathology.

69. The examination for the diploma in Anaesthesia shall be held in such manner as the Faculty may from time to time direct.

Resolutions

1. A candidate for the diploma in Anaesthesia, in addition to complying with the requirements of Section 66 (iii) of the By-laws, must, before admission to Part II of the examination, produce evidence that he has held a full-time appointment in Anaesthesia for a period of not less than two years in one or more hospitals prescribed in Resolution 4, of which not less than one year shall have been spent in one or more of the fully recognized hospitals.

2. The examination shall be in two parts, namely, Part I and Part II.

Part I

Written, clinical and practical examinations:

- (a) Human Anatomy, Physiology and Biochemistry considered in relation to Anaesthesia.
- (b) Pharmacology and Elementary Chemistry of drugs used for and in association with Anaesthesia.

Part II

- (a) The history, theory and practice of Anaesthesia, including inhalation, intravenous, rectal, spinal, local and regional Anaesthesia.

Post-graduate Medical Diplomas—(continued)

(b) Pre-operative investigation, preparation and medication, and the recognition and management of post-operative complications in so far as they are related to Anaesthesia.

(c) Pathology in relation to Anaesthesia.

Each part shall be taken separately and the candidate will be required to pass Part I before Part II can be taken.

The examinations shall be held at such times as the Faculty shall appoint.

Applications for admission to the examination shall be made to the Registrar in writing not less than four weeks before the date at which the examination begins.

4. The following hospitals in New South Wales are at present approved hospitals for the purposes of Section 67 of the By-laws and of these Resolutions, but the Faculty may, by special resolution, recognize other hospitals in particular cases:

(a) *Fully Recognized Hospitals:* Royal Prince Alfred Hospital; Sydney Hospital; St. Vincent's Hospital; Royal North Shore Hospital; Royal Newcastle Hospital; Repatriation General Hospital, Concord; Mater Misericordiae Hospital, North Sydney.

(b) *Supplementary Hospitals:* Prince Henry Hospital; St. George Hospital; Western Suburbs Hospital; Royal Alexandra Hospital for Children; Royal Hospital for Women; Lewisham Hospital; Women's Hospital, Crown Street; Royal South Sydney Hospital; Balmain and District Hospital; Rachel Forster Hospital for Women and Children.

Courses of Study

Lectures

(i) Anaesthesia: Pre-operative Examination, Investigation and Preparation of Patient; Choice of Anaesthetics, Premedication (sedation Basal Narcosis); Rectal Anaesthesia; Newer Anaesthetic Drugs; Intravenous Anaesthesia; Anaesthesia in Children; Volatile and Gaseous Anaesthetics; Inhalational Anaesthesia; Endotracheal Anaesthesia; Local Anaesthesia; CO₂ Absorption Closed Circuit Anaesthesia; Anoxia and Cyanosis; Accidents and Complications of Anaesthesia; Fire and Explosion Risks in Anaesthesia; Post-operative Sequelae; Anaesthesia and Analgesia in Obstetrics; Anaesthesia in Thoracic Surgery; Anaesthesia in Abdominal Surgery; Intravenous Therapy; Surgical Shock; Anaesthesia in Neurosurgery; Gaseous Agents Used for Respiratory Support; Spinal Anaesthesia.

(ii) Physiology: Scientific Method, Blood and Lymph; Circulation and Physiology of the Blood and Body Fluids; Respiration; Endocrines; Sleep and Hypnosis; Metabolism and Nutrition; Liver; Central and Autonomic Nervous System; Renal Function; Biophysics.

(iii) Anatomy: Head and Neck; Extremities, Thorax, Respiratory Passages; Spinal Cord and Vertebral Column; Central and Autonomic Nervous Systems; Cardio-vascular System.

(iv) Biochemistry:

(v) History of Anaesthesia.

(vi) Pharmacology: Introduction to Pharmacology, Theories of Anaesthetic Action; Volatile Anaesthetics; Hypnotics and Sedatives; Analgesics; Analeptics and C.N.S. Stimulants; Autonomics—General Introduction; Parasympathomimetics and Post-ganglionic Cholinergic Blocking Agents; Sympathomimetics and Postganglionic Blocking Agents; Ganglionic and Myoneural Blocking Agents; Cardiac Glycosides, Quinidine and Procaine Amide; Histamine and Antihistamines; Local Anaesthetics. Blood: Coagulants, Anticoagulants and Transfusion.

(vii) Local Anaesthesia.

(viii) Pathology: General Pathology and Special Pathology of those conditions related to Anaesthesia.

Demonstrations

Anatomy: Anaesthesia; Endotracheal Anaesthesia; Closed Circuit; Intravenous Anaesthesia; Anaesthesia in Dental and Orofacial Surgery; Anaesthetic Drugs and Apparatus; Local Anaesthesia.

Diploma in Clinical Pathology

By-Laws

72. There shall be a diploma in Clinical Pathology, (D.C.P.).

73. A candidate for the diploma in Clinical Pathology shall:

- (i) hold qualifications in Medicine, Surgery and Obstetrics approved by the Faculty of Medicine for the purposes of the diploma;
- (ii) produce evidence that he has held such qualifications for not less than three years;
- (iii) produce evidence that he has spent not less than twelve months in clinical work as a Resident Medical Officer of a general hospital approved by the Faculty or has spent not less than twelve months as a non-resident Medical Officer in one of the Teaching Hospitals approved for the purpose by the Faculty;
- (iv) comply with Section 74.

74. A candidate for the diploma in Clinical Pathology shall, after obtaining the qualifications set out in Section 73 (i) and fulfilling the requirements of Section 73 (iii), attend approved post-graduate courses of study in each of the subjects of the examination specified in Section 75 at the University and hospitals and other institutions approved for the purpose by the Faculty and undergo such special training in Clinical Pathology as may from time to time be prescribed by resolutions made in accordance with these By-laws.

Post-graduate Medical Diplomas—(continued)

75. A candidate for the diploma in Clinical Pathology shall be required to pass examinations in each of the following subjects:

- (i) Pathological Anatomy.
- (ii) Haematology.
- (iii) Bacteriology.
- (iv) Parasitology.
- (v) Biochemistry.

76. The examination for the diploma in Clinical Pathology shall be held in such manner as the Faculty may from time to time direct.

Resolutions

1. A candidate for the Diploma in Clinical Pathology must have fulfilled the following requirement of special training:

That he has had not less than four years full-time experience in Pathological Anatomy and Histology, and Forensic Pathology, Bacteriology and Parasitology, Biochemistry, and Haematology in laboratories of hospitals or other institutions approved by the Faculty of Medicine, of which one year must have been spent at a fully recognized hospital. This experience shall be accepted only if satisfactory reports on his work are received from heads of the laboratories concerned.

2. (a) For the purposes of this diploma, the subjects of examination shall be divided into four groups, viz.:

Group I—Pathological Anatomy and Histology, and Forensic Pathology.

Group II—Bacteriology and Parasitology.

Group III—Biochemistry.

Group IV—Haematology.

(b) A candidate for this diploma shall be required to pass written, practical and *viva voce* examinations in all subjects of each group.

(c) (i) A candidate who has fulfilled all other requirements of the By-laws and Regulations may take all four groups of subjects at the one examination; or

(ii) notwithstanding the provisions of Regulation 1 a candidate may take the examination in one group of subjects at the end of his first year of full-time training in a laboratory approved by the Faculty of Medicine provided that he has had special training for at least nine months in such subjects, and has attended satisfactorily the University post-graduate courses of study approved by the Faculty of Medicine in the subjects of that group. A candidate may take the examination in two groups of subjects at the end of his second year, three groups of subjects

at the end of his third year and the remaining group of subjects at the end of his fourth year of special training and after all other requirements of the By-laws and Regulations governing this diploma have been fulfilled;

(iii) a candidate shall retain credit for the examination in any group in which he passes.

(d) The examinations for the diploma shall be held each year at such time as the Faculty may from time to time determine.

(e) Applications for admission to the examination shall be made to the Registrar in writing not less than four weeks before the date of examination.

4. The following hospitals will, for the present, be recognized for the purpose of this diploma:

- (a) *Fully Recognized Hospitals:* Royal North Shore Hospital; Royal Prince Alfred Hospital; Sydney Hospital; St. Vincent's Hospital; Prince Henry Hospital; Royal Alexandra Hospital for Children; Royal Newcastle Hospital; St. George Hospital; Mater Misericordiae Hospital, North Sydney; Institute of Clinical Pathology and Medical Research (Lidcombe State Hospital); Repatriation General Hospital, Concord; Lewisham Hospital; Prince of Wales Hospital, Randwick.
- (b) *Supplementary Hospitals:* Royal Hospital for Women; Women's Hospital, Crown Street; Mater Misericordiae Hospital, Newcastle.

Courses of Study

The courses of study for the diploma in Clinical Pathology shall comprise the following subjects:

- (i) *Pathological Anatomy and Histology, and Forensic Pathology:* To include "Autopsy Technique", histological methods and a study of gross and microscopical preparations made from specimens removed in the operating theatre or obtained at autopsies, and some instruction in forensic pathology and exfoliative cytology.
- (ii) *Bacteriology and Parasitology:* To include the methods of isolation and identification of pathogenic bacteria and a study of the aetiology transmission, diagnosis, specific treatment, and prophylaxis of the infectious diseases; the recognition of the common human parasites and a knowledge of their life history.

Post-graduate Medical Diplomas—(continued)

- (iii) Biochemistry: To include general chemical and special biochemical technique and a study of the underlying chemical and physical principles; the application of this technique to the qualitative and quantitative examination of body tissues, fluids, secretions and excretions, and to the investigation of metabolic digestive and excretory functions.
- (iv) Haematology: To include the technique of practical Haematology and a study of films of blood and bone marrow illustrating changes to be found in diseases of the haematopoietic system.

Diploma in Ophthalmology

By-Laws

79. There shall be a diploma in Ophthalmology, (D.O.).

80. A candidate for the diploma in Ophthalmology shall:

- (i) hold qualifications in Medicine, Surgery and Obstetrics approved by the Faculty of Medicine for the purposes of the diploma;
- (ii) produce evidence that he has held such qualifications for not less than three years;
- (iii) produce evidence that he has spent not less than twelve months as a Resident Medical Officer of a general hospital approved by the Faculty or has spent not less than twelve months as a non-resident Medical Officer in one of the Teaching Hospitals approved for the purpose by the Faculty, or if he graduated before 31st January, 1963, produce evidence that he has spent not less than twelve months as a Resident Medical Officer of a general hospital approved by the Faculty or that he has spent not less than twelve months as a non-resident Medical Officer in one of the Teaching Hospitals approved for the purpose by the Faculty;
- (iv) comply with Section 81.

81. A candidate for the diploma in Ophthalmology shall, after obtaining the qualifications set out in Section 80 (i) and fulfilling the requirements of Section 80 (iii), attend approved post-graduate courses of study in each of the subjects of the examination specified in Section 82 at the University and hospital approved for the purpose by the Faculty and undergo such special training in Ophthalmology as may from time to time be prescribed by resolutions made in accordance with these By-laws.

82. A candidate for the diploma in Ophthalmology shall be required to pass examinations in each of the following subjects:

- (i) Anatomy.
- (ii) Physiology.
- (iii) Optics.

- (iv) Ophthalmic Medicine.
- (v) Ophthalmic Surgery.
- (vi) Pathology and Bacteriology.

83. The examination for the diploma in Ophthalmology shall be held in such manner as the Faculty may from time to time direct.

Resolutions

1. A candidate for the diploma in Ophthalmology, in addition to complying with the requirements of Section 80 (iii) of the By-laws, must produce evidence that for a total period of two years he has held a full-time resident appointment in Ophthalmology at one or more hospitals prescribed in Resolution 4.

2. The examination shall be in two parts, namely, Part I and Part II.

Part I

Written, *viva voce* and practical examinations:

- (a) Anatomy (including Embryology) in relation to Ophthalmology.
- (b) Physiology in relation to Ophthalmology.
- (c) Pure and Applied Optics.

Part II

Written, clinical and practical examinations:

- (a) Ophthalmic Medicine.
- (b) Ophthalmic Surgery.
- (c) Pathology and Bacteriology, with special reference to Medical and Surgical Ophthalmology.

Each part shall be taken separately and the candidate will be required to pass Part I before Part II can be taken.

The examination for the diploma shall be held at such times as the Faculty may determine. Part II of the examination shall be held not less than fourteen days after Part I.

Applications for admission to the examination shall be made to the Registrar in writing not less than four weeks before the date of examination.

4. The following hospitals in New South Wales are at present approved hospitals for the purposes of Section 81 of the By-laws and of these Resolutions, but the Faculty may, by special resolution, recognize other hospitals in particular cases:

Royal Prince Alfred Hospital; Sydney Hospital; St. Vincent's Hospital; Royal Newcastle Hospital; Repatriation General Hospital, Concord.

Post-graduate Medical Diplomas—(continued)

Courses of Study

Part I

- (i) Anatomy and Embryology of the visual apparatus (including the contents of the orbit, the bones in the neighbourhood thereof, and the central nervous system so far as it relates to vision).
- (ii) Physiology in relation to Ophthalmology.
- (iii) Optics.

Part II

- (i) Optical defects of the eye.
- (ii) Abnormalities and diseases of the eye and its appendages, their aetiology, pathology, diagnosis and treatment.
- (iii) The relation of Ophthalmology to general medicine and surgery.
- (iv) Ophthalmic Surgery.
- (v) General Pathology and Bacteriology and Special Pathology and Bacteriology of those conditions related to Ophthalmology.

Diploma in Laryngology and Otorhinology

By-Laws

86. There shall be a diploma in Laryngology and Otorhinology, (D.L.O.).

87. A candidate for the diploma in Laryngology and Otorhinology shall:

- (i) hold qualifications in Medicine, Surgery and Obstetrics approved by the Faculty of Medicine for the purposes of the diploma;
- (ii) produce evidence that he has held such qualifications for not less than three years;
- (iii) produce evidence that he has spent not less than twelve months as a Resident Medical Officer of a general hospital approved by the Faculty or has spent not less than twelve months as a non-resident Medical Officer in one of the Teaching Hospitals approved by the Faculty;
- (iv) comply with Section 88.

88. A candidate for the diploma in Laryngology and Otorhinology shall, after obtaining the qualifications set out in Section 87 (i) and fulfilling the requirements of Section 87 (iii), attend approved post-graduate courses of study in each of the subjects of the examination specified in Section 89 at the University and hospital approved for the purpose by the Faculty and undergo such special training in Laryngology and Otorhinology as may from time to time be prescribed by resolutions made in accordance with these By-laws.

89. A candidate for the diploma in Laryngology and Otorhinology shall be required to pass examinations in each of the following subjects:

- (i) Human Anatomy.
- (ii) Physiology and Biochemistry.
- (iii) Pathology and Bacteriology.
- (iv) Laryngology and Otorhinology.
- (v) General Principles of Surgery.

90. The examination for the diploma in Laryngology and Otorhinology shall be held in such manner as the Faculty may from time to time direct.

Resolutions

1. A candidate for the diploma in Laryngology and Otorhinology, in addition to complying with the requirements of Section 87 (iii) of the By-laws, must produce evidence that he has held one or more of the following appointments for a total period of not less than two years before admission to Part II of the examination, viz.:

Full-time Fellow or Resident Medical Officer or Learner in the Ear, Nose and Throat Department of hospitals prescribed in Resolution 4, of which at least twelve months shall have been spent at one or more of the fully recognized hospitals.

Candidates, before presenting themselves for examination, shall furnish full clinical reports with up-to-date commentaries on ten cases which shall be submitted to the examiners in Laryngology and Otorhinology in Part II. The commentaries in these cases shall entail a discussion of all present-day opinions and must furnish evidence that candidates are familiar with current literature on the subject.

2. The examination shall be in two parts, namely, Part I and Part II.

Part I

Written, *viva voce* and practical examinations.

- (i) Human Anatomy and Embryology, with special emphasis on Laryngology and Otorhinology.
- (ii) Physiology and Biochemistry, with special emphasis on Laryngology and Otorhinology.

Part II

Written, clinical and practical examinations:

- (i) Pathology and Bacteriology.
- (ii) Laryngology and Otorhinology.
- (iii) General Principles of Surgery, including Clinical and Operative Surgery of Laryngology and Otorhinology.

Post-graduate Medical Diplomas—(continued)

Each part shall be taken separately and the candidate will be required to pass Part I before Part II can be taken.

The examination for the diploma shall be held at such times as the Faculty may determine.

Part II of the examination shall be held not less than fourteen days after Part I.

Applications for admission to the examination shall be made to the Registrar in writing not less than four weeks before the date of examination.

4. The following hospitals in New South Wales are at present approved hospitals for the purposes of Section 88 of the By-laws and of these Resolutions, but the Faculty may, by special resolution, recognize other hospitals in particular cases:

- (a) *Fully Recognized Hospitals:* Sydney Hospital; St. Vincent's Hospital; Royal Prince Alfred Hospital; Royal North Shore Hospital; Royal Newcastle Hospital; Repatriation General Hospital, Concord.
- (b) *Supplementary Hospitals:* Lewisham Hospital; Royal Alexandra Hospital for Children; St. George Hospital.

Courses of Study

Human Anatomy: Osteology of head, neck and thorax. Detailed anatomy of head, neck and thorax. Anatomy of brain and spinal cord. Histology of oral cavity, respiratory tract, auditory mechanism, lymphatic and blood system.

Human Embryology of the organs, the head, neck and thorax.

Special Embryology of the ear, nose and throat, larynx and lungs with associated structures.

Human Physiology: General physiological principles, physiology of the blood, of respiration. Special physiology of the nose, ear, throat, larynx and lungs. Physiology of the brain, spinal cord and cranial nerves.

Pathology: General pathology and special pathology of those conditions related to Laryngology and Otorhinology.

Principles of Surgery: General principles of surgical practice such as are applicable to all branches of surgery.

Special Surgery: Clinical aspects, diagnosis and treatment of disease of the ear, nasal passages, larynx, oesophagus and trachea and associated regions. In addition, candidates are expected to know the surgery of the head, neck and thorax. Candidates will be expected to have an adequate knowledge of hearing tests and hearing aids.

Candidates will be expected to have a good knowledge of current literature on the above subjects.

Diploma in Gynaecology and Obstetrics

By-Laws

93. There shall be a diploma in Gynaecology and Obstetrics, (D.G.O.).

94. A candidate for the diploma in Gynaecology and Obstetrics shall:

- (i) hold qualifications in Medicine, Surgery and Obstetrics approved by the Faculty of Medicine for the purposes of the diploma;
- (ii) produce evidence that he has held such qualifications for not less than three years;
- (iii) produce evidence that he has spent not less than twelve months as a Resident Medical Officer of a general hospital approved by the Faculty or has spent not less than twelve months as a non-resident Medical Officer in one of the Teaching Hospitals approved by the Faculty;
- (iv) comply with Section 95.

95. A candidate for the diploma in Gynaecology and Obstetrics shall, after obtaining the qualifications set out in Section 94 (i) and fulfilling the requirements of Section 94 (iii), attend approved post-graduate courses of study in each of the subjects of the examination specified in Section 96 at the University and hospital approved for the purpose by the Faculty, and undergo such special training in Gynaecology and Obstetrics as may from time to time be prescribed by resolutions made in accordance with these By-laws.

96. A candidate for the diploma in Gynaecology and Obstetrics shall be required to pass examinations in each of the following subjects:

- (i) Anatomy, Embryology, Histology.
- (ii) Physiology and Biochemistry.
- (iii) Pathology and Bacteriology.
- (iv) Obstetrics (including Infant Welfare).
- (v) Gynaecology.

97. The examination for the diploma in Gynaecology and Obstetrics shall be held in such manner as the Faculty may from time to time direct.

Resolutions

1. A candidate for the diploma in Gynaecology and Obstetrics, in addition to complying with the requirements of Section 94 (iii) of the By-laws, must produce evidence that he has fulfilled one of the following requirements of special training before admission to Part II of the examination:

- (a) a further two years' training as a Resident Medical Officer, Registrar, or full-time Fellow in one or more Obstetric and Gynaecological hospitals prescribed in Resolution 4; or

Post-graduate Medical Diplomas—(continued)

- (b) a further twelve months' training as a Resident Medical Officer, Registrar, or full-time Fellow in an Obstetric hospital prescribed in Resolution 4 (i) or 4 (iii), and an additional twelve months' training as a Resident Medical Officer, Registrar or full-time Fellow in a Gynaecological hospital prescribed in Resolution 4 (i) or 4 (ii); or
- (c) that he has spent twelve months as a Resident, Fellow or Registrar in the Obstetric Department of a hospital prescribed in Resolution 4 (i) or 4 (iii), and three years as an Honorary Gynaecologist or Honorary Assistant Gynaecologist at a hospital prescribed in Resolution 4 (i) or 4 (ii);
- (d) three years as a Resident, Fellow or Registrar in the Obstetric Department of a hospital prescribed in Resolution 4 (i) or 4 (iii), and twelve months as an Honorary Gynaecologist or Honorary Assistant Gynaecologist at a hospital prescribed in Resolution 4 (i) or 4 (ii).

All candidates for the diploma must furnish with their application for Part II of the examination full clinical reports on twenty selected obstetric cases and on twenty selected gynaecological cases. The operation or other treatment must have been carried out by the candidate himself. The chief points to be brought out in the reports are the nature of case, the treatment, the results obtained and a brief commentary on each case. The commentary should display knowledge of current literature on the subject, and, where appropriate, references should be given. Candidates should have a clear recollection of the cases and problems selected in order that they may discuss them, if requested, during the examination.

2. The examination shall be in two parts, namely, Part I and Part II.

Part I

Written, *viva voce* and practical examinations:

- (i) Anatomy, Embryology and Histology.
- (ii) Physiology and Biochemistry.

Part II

Written, clinical and practical examinations:

- (i) Pathology and Bacteriology.
- (ii) Obstetrics (including Infant Welfare).
- (iii) Gynaecology.

Each part shall be taken separately and the candidate will be required to pass Part I before Part II can be taken.

The examination shall be held in October each year or at such times as the Faculty may determine.

Part II of the examination shall be held not less than fourteen days after Part I.

Applications for admission to the examination shall be made to the Registrar in writing not less than four weeks before the date of examination.

4. The following hospitals in New South Wales are at present approved hospitals for the purposes of Section 95 of the By-laws and of these Resolutions, but the Faculty may, by special resolution, recognize other hospitals in particular cases:

- (i) *For Obstetrics, Gynaecology and Infant Welfare:* King George V Memorial Hospital; Royal Hospital for Women; Women's Hospital, Crown Street; Royal North Shore Hospital.
- (ii) *For Gynaecology only:* St. Vincent's Hospital; Sydney Hospital; Royal Newcastle Hospital.
- (iii) *For Obstetrics only:* St. George Hospital; Balmain and District Hospital.

Courses of Study

Anatomy, Embryology, Histology: The anatomy of the abdomen and female pelvis, embryology of the female abdomen and of the foetus and placenta and the histology of these parts.

Neuro-anatomy: Introductory lectures and the Autonomic Nervous System.

Applied Physiology and Biochemistry: General Physiology, Special Physiology, Special Physiology of the female genito-urinary systems and Biochemistry in particular relation to the circulatory and renal systems.

General Pathology and Bacteriology and Special Pathology of those conditions related to Obstetrics and Gynaecology.

Obstetrics, Gynaecology and Infant Welfare: The candidate will require to have a thorough knowledge of Obstetrics, Gynaecology and Infant Welfare.

Gynaecology. The general principles of Surgery and the processes of infections, inflammation, healing and blood transfusion.

Infant Welfare:

- (i) Management of full-term normal infant from birth to one month (including some knowledge of the breast-feeding problems which may arise during this period).
- (ii) Management of abnormal full-term babies (e.g., cerebral irritation, dehydration fever, vomiting, etc.).
- (iii) Management and feeding of premature infant.
- (iv) Artificial feeding of the full-term and premature infant during the first month of life.
- (v) Haemorrhagic Disease and Haemolytic Disease of the newborn.

Diploma in Dermatological Medicine

By-Laws

100. There shall be a diploma in Dermatological Medicine, (D.D.M.).

101. A candidate for the diploma in Dermatological Medicine shall:

- (i) hold qualifications in Medicine, Surgery and Obstetrics approved by the Faculty of Medicine for the purposes of the diploma;

Post-graduate Medical Diplomas—(continued)

- (ii) produce evidence that he has held such qualifications for not less than three years;
- (iii) produce evidence that he has spent not less than two years as a Resident Medical Officer of a general hospital approved by the Faculty, of which a period not exceeding twelve months may have been spent as a non-resident Medical Officer in one of the Teaching Hospitals approved for the purpose by the Faculty or, if he graduated before 31st January, 1963, produce evidence that he has spent not less than twelve months as a Resident Medical Officer of a general hospital approved by the Faculty or that he has spent not less than twelve months as a non-resident Medical Officer in one of the Teaching Hospitals approved for the purpose by the Faculty;
- (iv) comply with Section 102.

102. A candidate for the diploma in Dermatological Medicine shall, after obtaining the qualifications set out in Section 101 (i) and fulfilling the requirements of Section 101 (iii), attend approved post-graduate courses of study in each of the subjects specified in Section 103 at the University and hospital approved for the purpose by the Faculty and undergo such special training in Dermatological Medicine as may from time to time be prescribed by resolutions made in accordance with these By-laws.

103. A candidate for the diploma in Dermatological Medicine shall be required to pass examinations in each of the following subjects:

- (i) Anatomy, Physiology, Biochemistry and Embryology.
- (ii) Physical methods and apparatus.
- (iii) Dermatology.
- (iv) Pathology, Bacteriology and Parasitology.
- (v) General Medicine.

104. The examination for the diploma in Dermatological Medicine shall be held in such manner as the Faculty may from time to time direct.

Resolutions

1. A candidate for the diploma in Dermatological Medicine, in addition to complying with the requirements of Section 101 (ii) of the By-laws, must produce evidence that he has fulfilled one of the following requirements of special training before admission to Part II of the examination:

- (a) That he has held one or more of the following appointments at hospitals prescribed in Resolution 4 for a total period of not less than two years, of which not less than twelve months shall have been spent at a fully recognized hospital:
 - (i) Full-time Fellow in Dermatological Medicine.
 - (ii) Full-time Resident Medical Officer to the Dermatological Department.

- (b) That he has had experience equivalent to that specified in section (a) above by attending the Dermatological Department of a fully recognized hospital prescribed in Resolution 4, or has been attached in a manner approved by the Faculty to the Dermatological Department of a fully recognized hospital prescribed in Resolution 4 for 500 attendances over at least two years.

All candidates must submit proof of an adequate basic training in General Medicine. This might be a senior post as Resident Medical Officer for a period of one year, including a period of General Medicine, or as a Clinical Assistant for 12 months, or might be an approved post-graduate course in General Medicine.

2. The examination shall be in two parts, namely, Part I and Part II.

Part I

Written, clinical and practical examinations:

- (a) Anatomy, Physiology, Biochemistry and Embryology in relation to the skin.
(b) Physical methods, apparatus and the technique of their uses in the treatment of diseases affecting the skin.

Part II

Written, clinical and practical examinations:

- (a) The diagnosis and treatment of diseases of the skin.
(b) Histopathology, Bacteriology and Parasitology associated with diseases of the skin.
(c) General Medicine, with special reference to diseases affecting the skin. Candidates will be required to show that they possess a knowledge of General Medicine in addition to their special knowledge of Dermatology. Any candidate who has a recognized higher degree or diploma in Medicine may be exempted by the Faculty on application from this section of the examination.

Each part shall be taken separately and the candidate will be required to pass Part I before Part II can be taken.

The examination for the diploma shall be held in October each year, or at such times as the Faculty may determine.

Applications for admission to the examination shall be made to the Registrar in writing not less than four weeks before the date of examination.

4. The following hospitals in New South Wales are at present approved hospitals for the purposes of Section 102 of the By-laws and of these Resolutions, but the Faculty may, by special resolution, recognize other hospitals in particular cases:

- (a) *Fully Recognized Hospitals*: Royal Prince Alfred Hospital; Sydney Hospital; St. Vincent's Hospital; Royal North Shore Hospital; Lewisham Hospital; Royal Newcastle Hospital; Repatriation General Hospital, Concord; Prince Henry Hospital; St. George Hospital, Kogarah.

Post-graduate Medical Diplomas—(continued)

- (b) *Supplementary Hospital*: Royal Alexandra Hospital for Children.
Clinic attendances are granted full credit for the first fifty attendances and half credit for extra attendances, but total credit may not exceed 100 attendances.

Courses of Study

A. Anatomy, Physiology, Biochemistry and Embryology of the Skin, including:

Anatomy.

Development and histology of the skin and its appendages.

Regional variations in the structure of the skin and its appendages.

Regional variations in the structure of subcutaneous tissue.

Physiology and Biochemistry.

Circulation: General (heart, pulse rate, blood pressure, etc.).

Peripheral blood flow (arterioles and capillaries), mechanism of nervous and humoral control, tissue fluid and lymph, shock.

Vascular reflexes of the skin (antidromic vasodilation, axon reflexes, triple response). Effects of denervation on the skin.

Weal and blister formation. Percutaneous absorption.

Sweating: Activities of sweat glands, nervous and humoral control, regional differences (as shown by starch-iodine or skin resistance methods).

Biochemistry of sweat and sebaceous secretions (regional differences in pH, salt and water content: Organic constituents such as fatty acids, nitrogenous substances, vitamins, antibacterial properties of constituents).

Temperature Regulation.

General. Role of skin through variations in blood flow and sweat production.

Effects of hot climates (hot moist and hot dry) on skin activity.

Acclimatization.

Skin Sensation.

Current views on mechanism of touch, temperature and pain.

Nature of itching.

Biochemistry of Skin.

General. Skin as a living, growing structure. Composition and metabolism of normal and diseased skins. Effects of growth factors. Biochemistry of keratin. Tensile strength and molecular linkages. Nutritional and hormonal factors in hair growth.

Histochemistry of Skin.

Skin Pigmentation.

Biochemistry of melanin and precursors.

Effects of vitamins, adrenal hormones, etc. Photosensitivity.

The pharmacology of preparations used in the treatment of skin conditions. Histamine and the antihistamines. Drugs used for topical application. Parasitical drugs. The pharmaceutics of emulsions, creams and ointment bases and factors involved in dermatological formulation.

B. Physical methods and technique used in the treatment of diseases affecting the skin.

The Physics of X-rays and their uses, including component parts and types of X-ray machines, currents, voltages and methods of measurement, mechanical and valve rectification, the electromagnetic spectrum, the production of X-rays, their properties and characteristics, absorption and scattering of X-rays, protection against X-rays, measurement of wave length and biological action, therapy by superficial X-rays, doses, filters and technique, clinical conditions and the technique of treatment, tissue reactions and complications.

Radium and its uses, including radioactivity, alpha, beta and gamma rays and their properties. Absorption of radium rays. Production of radon and its uses. The handling and care of radium and radon apparatus. Dosage calculations. Distribution rules. The technique of radium therapy. Tissue reactions and complications. Radioisotopes and their uses.

C. Pathology. Bacteriology and Parasitology of diseases affecting the skin.

D. General principles of diagnosis and treatment of diseases affecting the skin.

E. Diseases effecting the skin, their diagnosis and treatment, including the following:

Allergy and anaphylaxis, dermatitis (eczema), dermatomycoses, tumours, naevi and anomalies of pigmentation, pyrogenic dermatoses, diseases due to filterable viruses, diseases of the hair, diseases of the nails, diseases due to animal parasites, disorders of the sebaceous and sweat glands, erythemato-papulo-squamous diseases of uncertain origin, diseases of metabolic origin, diseases of the reticulo-endothelial system, diseases of toxic origin, diseases due to endocrine disturbances, avitaminoses, vesiculo-bullous diseases, diseases of uncertain classification, syphilis, leprosy, tuberculosis cutis, tropical diseases affecting the skin.

Practical Work

Bacteriology methods of culture and examination of bacteria and fungi, microscopic diagnosis. The technique and practical use of X-ray therapy. The technique and practical application of radium therapy. The technique and practical application of the cautery,

Post-graduate Medical Diplomas—(continued)

diathermy and carbon dioxide snow. Injection technique. The technique and practical use of ultra-violet and infra-red radiation. Practical methods for external applications.

F. An appropriate course in general medicine of at least twenty hours, including diseases of metabolic origin (with special emphasis on Physiology), diseases of the endocrine system (with special emphasis on Physiology), the avitaminoses, the exanthemata, neurocirculatory diseases, blood dyscrasias (purpura, leukaemia, etc.), diseases of blood vessels, diseases of the reticulo-endothelial system, tropical diseases with skin manifestations, allergic diseases (theory), syphilis (visceral), anomalies of pigmentation, diseases of doubtful aetiology (sarcoidosis, dermatomyositis, etc.), tuberculosis (epidemiology, manifestations, principles of diagnosis or treatment).

HOSPITALS APPROVED FOR THE TRAINING OF RESIDENT MEDICAL OFFICERS FOR THE PURPOSES OF THE POST-GRADUATE MEDICAL DIPLOMAS

Albury District Hospital; Auburn District Hospital; Balmain and District Hospital; Bankstown District Hospital; Blacktown District Hospital; Broken Hill and District Hospital; Canberra Community Hospital; Canterbury District Memorial Hospital; Eastern Suburbs Hospital; Fairfield District Hospital; Goulburn Base Hospital; Grafton Base Hospital; Hornsby and District Hospital; Lewisham Hospital, Lewisham; Lidcombe State Hospital and Home; Lismore Base Hospital; Liverpool District Hospital; Maitland Hospital; Manly District Hospital; Marrickville District Hospital; Mater Misericordiae Hospital, North Sydney; Mater Misericordiae Hospital, Waratah; Mona Vale District Hospital; Nepean District Hospital; Orange Base Hospital; Port Kembla District Hospital; Prince Henry Hospital, Little Bay; Parramatta District Hospital; Prince of Wales Hospital; Rachel Forster Hospital for Women and Children; Repatriation General Hospital, Concord; Royal Prince Alfred Hospital, Camperdown; Royal Newcastle Hospital; Royal North Shore Hospital of Sydney; Royal South Sydney Hospital; Ryde District Hospital; Soldiers' Memorial Hospital; St. George Hospital, Kogarah; St. Joseph's Hospital, Auburn; St. Luke's Hospital, Darlinghurst; St. Vincent's Hospital, Darlinghurst; Sutherland District Hospital; Sydney Hospital; Tamworth Base Hospital; Wollongong District Hospital; Wagga Wagga Base Hospital; Western Suburbs Hospital, Croydon.

INTERSTATE HOSPITALS APPROVED FOR SPECIALIST TRAINING FOR PURPOSES OF THE POST-GRADUATE MEDICAL DIPLOMAS

The following interstate hospitals are at present granted the approval shown for specialist training of candidates for the post-graduate medical diplomas shown. The list is added to from time to time and intending candidates should inquire whether additional names have been added during the year.

Royal Hobart Hospital	Full recognition for the Diploma in Anaesthesia.
Launceston General Hospital	Full recognition for the Diploma in Clinical Pathology; supplementary recognition for the Diploma in Anaesthesia.
	Full recognition for the Diploma in Dermatological Medicine.
	Full recognition for gynaecology and obstetrics only for the Diploma in Gynaecology and Obstetrics.
Brisbane General Hospital	Full recognition for the Diploma in Diagnostic Radiology.
	Full recognition for the Diploma in Laryngology and Otorhinology.
	Full recognition for the Diploma in Psychological Medicine (provided that one year is spent at Lowson House).
Brisbane Women's Hospital	Full recognition for the Diploma in Dermatological Medicine.
	Full recognition for gynaecology and obstetrics only for the Diploma in Gynaecology and Obstetrics.
Royal Perth Hospital	Full recognition for the Diploma in Dermatological Medicine.
	Full recognition for the Diploma in Clinical Pathology.
Royal Melbourne Hospital	Full recognition for the Diploma in Dermatological Medicine.
St. Vincent's Hospital, Melbourne	
Prince Henry Hospital, Melbourne	
Queen Elizabeth Hospital, Adelaide	
Royal Adelaide Hospital	
Repatriation General Hospital, Heidelberg, Victoria	
Alfred Hospital, Melbourne	
Princess Alexandra Hospital, Brisbane	
Repatriation General Hospital, Springbank, South Australia	
Children's Hospital, Melbourne	
Children's Hospital, Adelaide	Supplementary recognition for the Diploma in Dermatological Medicine. ¹
Children's Hospital, Perth	
Children's Hospital, Brisbane	
Mater Misericordiae Hospital, South Brisbane	Supplementary recognition for the Diploma in Laryngology and Otorhinology.
	Full recognition for the Diploma in Dermatological Medicine.

¹ Clinic attendances are granted full credit for the first fifty attendances and half credit for extra attendances, but the total credit may not exceed 100 attendances.

SCHOLARSHIPS AND PRIZES: POST-GRADUATE

The following post-graduate fellowships and scholarships in the Faculty of Medicine are now awarded on the recommendation of the Medical Research Committee:

- The Reginald Maney Lake and Amy Laura Bonamy Scholarship for Research in Pathology and Bacteriology.
- The Anderson Stuart Memorial Research Fellowship.
- The Marion Clare Reddall Scholarship.
- The Liston Wilson Fellowship.
- The Sister Sanders Scholarship.
- The Norman Haire Fellowship.
- The Joseph Goodburn-Smith Scholarship—awarded in conjunction with one or more of the above scholarships or fellowships.

In 1966 the value of each of these awards, with the exception of the Sister Sanders Scholarship, is between £1,890 (\$3,780) per annum and £2,150 (\$4,300) per annum, according to the qualifications and experience of the appointee. The income from the various Fellowship and Scholarship funds was supplemented by grants from the Consolidated Medical Research Fund, the Post-Graduate Medical Foundation and the University Research Grant.

The Consolidated Medical Research Fund consists of the income from the following private foundations, together with an annual grant from the National Health and Medical Research Council:

- Hebden Research Fund.
- Alexander Andrew Dalziell Fund.
- Dr. George Walker Fund.
- Martin McIlrath Fund.
- W. A. King Fund.
- Hilda Violet Marks Fund.
- Miriam Rachel Hirst Fund.
- Helen Isabella Denny Fund.
- William and Amy Lewis Trust.
- Aldyth Ettie Quaife Fund.

In September of each year a list of the scholarships which will be available for award on 1st January in the following year is circulated to Heads of Departments in the Faculty of Medicine, for various teaching hospitals and professional associations.

The Anderson Stuart Memorial Research Fellowship

Founded in 1924 by a gift of £1,400 from subscribers to a memorial of the late Sir Thomas Anderson Stuart, Professor of Physiology from 1883 to 1920, and Dean of the Faculty of Medicine for thirty-seven years.

1. The name of the Fellowship shall be the Anderson Stuart Memorial Research Fellowship.
2. The Fellowship shall be awarded once every three years by the Senate on the recommendation of the Faculty of Medicine, and the first award shall be made in the year 1927.
3. The Fellowship shall be tenable for one year by a graduate in Medicine of the University of Sydney.
4. Every candidate applying for this Fellowship shall state the subject and research work he proposes to carry out, and the place where he proposes to undertake research.
5. In the event of the Fellowship not being awarded for any particular year in which it is available, it may be awarded in the next or subsequent year.
6. In the case of all work published in the form of papers or reports as a result of holding the Fellowship, it shall be distinctly stated that the work was carried out whilst holding the Anderson Stuart Memorial Research Fellowship.
7. The amount of the Fellowship shall be £225 (\$450) or such other sum as the Senate may determine, payments to be made quarterly.
8. Each Fellow shall be required to devote his whole time to the research specified in his letter of application for the Fellowship, and shall be required to furnish a report on the progress of his investigations quarterly to the Faculty of Medicine. He may carry on his investigations in one of the laboratories of the University or elsewhere, subject to the approval of the Faculty of Medicine.

The Dr. Gordon Craig Fellowship in Urology

Dr. Gordon Craig, of Macquarie Street, Sydney, having in the years 1926-31 made donations to the University, in the form of money, laboratory equipment, and books amounting in all to about £20,000, there was founded in 1926 out of the income the Dr. Gordon Craig Fellowship in Urology, of the annual value of £100 (subsequently raised to £600 (\$1,200)¹), tenable for three years. The balance of the income is used for the maintenance of the Urology Laboratory.

The Fellowship is intended to encourage and advance research in Urology by systematized post-graduate teaching upon lines similar to those adopted in University hospitals abroad.

¹ In recent years the value of this Fellowship has been supplemented from other sources by an amount determined from year to year.

Scholarships and Prizes: Post-graduate—(continued)

The Reginald Maney Lake and Amy Laura Bonamy Scholarship for Research in Pathology and Bacteriology

The Reginald Maney Lake Pathological Research Scholarship was founded in 1926 by a gift of 250 £10 shares in a public company by an anonymous donor for the promotion of pathological research. The Scholarship is open to graduates of the Medical School of the University of Sydney who are prepared to devote their whole time to pathological research work.

This Scholarship is awarded in conjunction with the Amy Laura Bonamy Scholarship which was established in 1948 by a bequest of £5,516 from the late Mrs. N. M. B. Cowburn.

The Marion Clare Reddall Scholarship

Founded in 1927 by a bequest of £3,000 from Dr. Osborne Henry Reddall for the purpose of founding an annual scholarship or bursary for research work in medical science. The Scholarship is awarded under the following conditions:

1. The Scholarship shall be awarded by the Senate on the recommendation of the Faculty of Medicine for research in any branch of medical science.
2. The Scholarship shall be open to any graduate of the University of Sydney.
3. During his tenure of the Scholarship the holder shall prosecute his researches in some place approved by the Faculty of Medicine.
4. The tenure of the Scholarship shall be for one year, but it may, at the discretion of the Senate, be renewed for one or more years.
5. At the discretion of the Faculty of Medicine, and with the approval of the Chancellor, the award of the Scholarship may be withheld and the interest allowed to accumulate, in order that a larger sum may be available for subsequent years.
6. Applications for the Scholarship shall be in the hands of the Registrar by 1st March.

The Liston Wilson Fellowship

Founded in 1930 by a gift of £5,000 from A. Liston Wilson, Esq., of Auckland, N.Z., to promote research into Spastic Paralysis.

1. The Fellowship shall be awarded by the Senate of the University of Sydney, acting on the recommendation of a committee consisting of the Dean of the Faculty of Medicine, the Professor of Anatomy, and a practising member of the medical profession to be appointed from time to time by the Senate.

2. The holder of the Fellowship should where possible be a graduate in Medicine, with experience in hospital or general practice for at least one year.
3. The subject of research by the holder of the Fellowship shall be Spastic Paralysis, or some closely allied subject.
4. The holder may be a full-time Fellow or part-time Fellow as determined by the Senate on the recommendation of the committee, and the Fellowship may be held in Sydney, or it may be a Travelling Fellowship. The tenure of the Fellowship shall be for one year, but it may, at the discretion of the Senate, be renewed for one or more years. The Fellow shall be required to furnish, quarterly, to the committee a written report of his investigations.
5. In the case of all work published as a result of holding any Liston Wilson Fellowship, the Fellow shall distinctly indicate in his publications that he is the holder of a Liston Wilson Fellowship of the University of Sydney.

The Sister Sanders Scholarship

Established in 1936 under the bequest of £2,000 from the late Maria F. Sanders for research work for the prevention of disease in children.

1. The Scholarship is awarded every three years for the term of one year; the value of the Scholarship is the amount of the accumulated interest in the Scholarship fund.
2. The Scholarship is awarded to a graduate of at least two years' standing.
3. The scholar is required to carry out part-time research work into some aspect of the diseases of children, with particular reference to the preventive aspect.
4. The scholar shall conduct his work either at the Royal Alexandra Hospital for Children or other hospital specially approved by the Faculty, or in one of the departments of the University, and shall be required to furnish progress reports to the Faculty at six-monthly intervals.
5. The scholar is given the privilege of residence free of charge at the Royal Alexandra Hospital for children, where he shall be, for purposes of discipline, under the control of the Chief Executive Officer and Medical Superintendent.

The Joseph Goodburn-Smith Scholarship

Founded in 1955 by a bequest of £3,250 from the late Mrs. Emily Beatrice Goodburn-Smith for the purpose of establishing a medical research scholarship to be known as the Joseph Goodburn-Smith Medical Research Scholarship.

It has been decided that the Scholarship shall be awarded in conjunction with any other endowed medical research scholarship or fellowship.

Scholarships and Prizes: Post-graduate—(continued)

Graduates in medicine may also apply for the following awards:

The Norman Haire Fellowship in Sexology

Established in 1953 under a bequest from the late Dr. Norman Haire for research in sexology, continuing and expanding the work, the nature of which is already being done in the Faculty of Medicine. The Fellowship is tenable for one year, but in certain cases may be extended to two years.

The T. B. Walley Fellowship in Obstetrics

Under the will of the late Percy Walley, the residue of the estate was bequeathed to the University for the endowment of a Fellowship in Obstetrics in the Faculty of Medicine, to be known as the T. B. Walley Fellowship in Obstetrics.

The Fellowship has been established under the following conditions:

1. The name of the Fellowship shall be the T. B. Walley Fellowship in Obstetrics.
2. The object of the Fellowship shall be to enable graduates in the Faculty of Medicine in the University of Sydney to engage in research in Obstetrics in the University of Sydney or such other place as may be approved by the Faculty of Medicine.
3. Each Fellow shall spend at least one year in research abroad.
4. The value of the Fellowship shall be £1,252 (\$2,504) or such other sum as the Faculty of Medicine may from time to time determine.
5. The Fellowship shall be awarded by the Faculty of Medicine on the recommendation of the Dean of the Faculty of Medicine and the Professor of Obstetrics.
6. The Fellowship shall be tenable for two years in the first instance, but may be renewed for a third year, and, in exceptional circumstances, for a fourth year.
7. Each Fellow shall submit to the Registrar half-yearly a written report on the progress of his research and the tenure of the Fellowship shall be subject to these reports being judged to be satisfactory. At the conclusion of the tenure of the Fellowship each Fellow shall submit a report embodying the results of his research and shall state in the report that such research was carried out while holding the T. B. Walley Fellowship in Obstetrics.

The Roche Scholarship

Established in 1953 by the offer of an annual sum of £100 from Roche Products Ltd., Herts., England. The Scholarship is awarded under the following conditions:

1. The Scholarship is to be known as the Roche Scholarship.
2. One or two scholarships to be awarded each year to the total value of £100 (\$200) (Australia) per annum.

3. To be awarded to a student or students proceeding to an honours degree of Bachelor of Science in Pharmacology, Pharmaceutical Science or Pharmacy, the degree of Bachelor of Science (Medical) in Pharmacology or the degrees of Master of Science and Doctor of Philosophy in Pharmacology, Pharmaceutical Science or Pharmacy.

The Phyllis Anderson Research Fellowship

Under the will of the late Phyllis Anderson the residuary estate was bequeathed to the University of Sydney "to be applied for the purposes of the Faculty of Medicine in such manner as the Senate may determine".

In 1959 the Senate approved a recommendation of the Faculty of Medicine that the income from the fund be devoted to the advancement of fundamental research in medicine by supporting a Fellowship and/or providing other assistance for such work. The Fellowship is awarded under the following conditions:

1. The name of the Fellowship shall be the Phyllis Anderson Research Fellowship.
2. The object of the Fellowship shall be to promote and encourage fundamental research in any branch of medical science in the Faculty of Medicine in the University of Sydney.
3. The Fellowship shall be open to candidates who are graduates of the University of Sydney or of any other University.
4. The Fellowship shall be of such sum as the Faculty may from time to time determine,* payable half-yearly in advance, and shall in the first instance be awarded for one year only, but may be renewed from year to year.
5. The Fellow shall carry out his investigations in one of the Departments of the Faculty of Medicine or, with the approval of the Faculty of Medicine, elsewhere, and shall be required to devote himself full time to the research specified in his application or to such other research as may be approved by the Head of the Department in which the work is carried out.
6. Except with the consent of the Vice-Chancellor, the holder of the fellowship shall not be permitted to undertake any employment for payment during the tenure of his Fellowship.
7. Each Fellow shall transmit to the Registrar half-yearly a formal report on the progress of his work and the continued tenure of the Fellowship shall be subject to these reports being judged satisfactorily. At the conclusion of the tenure of the Fellowship each Fellow shall submit a paper or report embodying the results of his investigations or experience.
8. Applications should be made to the Registrar.
9. Fellowships shall be awarded by the Professorial Board on the recommendation of the Faculty of Medicine.

* The Fellowship was last advertised at a value of £1,950 (\$3,900) to £2,650 (\$5,300) per annum.

Scholarships and Prizes: Post-graduate—(continued)

The Pfizer Pty. Limited Scholarship

Established in 1959 by an offer from Pfizer Pty. Limited to contribute £200 (\$400) annually for one or two scholarships. Awarded to a student or students proceeding to the Honours degree of Bachelor of Science in Pharmacology, Pharmaceutical Science or Pharmacy, the degree of Bachelor of Science (Medical) in Pharmacology or the degrees of Master of Science and Doctor of Philosophy in Pharmacology, Pharmaceutical Science or Pharmacy.

The Roche Research Fellowship in Psychiatry

Established in 1960 by Roche Products Limited, Herts., England, and awarded under the following conditions:

1. The name of the Fellowship shall be The Roche Research Fellowship in Psychiatry.
2. The object of the Fellowship shall be the promotion of research in Psychiatry in the University of Sydney.
3. The stipend of the Fellowship shall be:
£A2,400 (\$A4,800) per annum in the 1st year of tenure,
£A2,500 (\$A5,000) per annum in the 2nd year of tenure,
£A2,600 (\$A5,200) per annum in the 3rd year of tenure.
4. The Fellowship shall be tenable for one year in the first instance but may be renewed for a second year and for a third year.
5. The Fellowship shall be awarded by the Senate, provided always that there be an applicant of sufficient merit, on the recommendation of the Post-Graduate Committee in Medicine. The Fellow shall be nominated by a Special Fellowship Committee, comprising the Chairman of the Post-Graduate Committee in Medicine, the Director of the Post-Graduate Medical Foundation in the University of Sydney, the Professor of Psychiatry in the University of Sydney, or his deputy, and a medically qualified nominee of Roche Products Pty. Limited.
6. An applicant for the Fellowship shall:
 - (i) be a graduate in medicine of a recognized University in the British Commonwealth;
 - (ii) submit details of the study or research he proposes to undertake.

Preference will be shown to those applicants who can give some evidence of aptitude in psychiatry.

7. The Fellow shall devote himself full time to the Fellowship and shall not be permitted to sit any examination during his tenure of the Fellowship.
8. The Fellow shall carry out his studies or research in the University of Sydney or such other place as the Special Fellowship Committee may approve.
9. The Fellow shall, in carrying into effect the plan of studies or research, be subject to the general supervision of the Professor of Psychiatry or his deputy and, if permitted to proceed abroad, of

such Foundation, University, other agency or person as the Special Fellowship Committee may decide to arrange.

10. The Fellow shall forward to the Post-Graduate Committee in Medicine a precise report upon the progress of the work carried out during the tenure of the Fellowship before the conclusion of every twelve months. The re-appointment of the Fellow for a second or third year shall be subject to these reports being deemed satisfactory by the Post-Graduate Committee in Medicine. At the conclusion of the tenure of the Fellowship, each Fellow shall submit to the Post-Graduate Committee a paper or report embodying the results of his investigations.
11. The Fellow shall make due acknowledgement in any publications embodying results of work carried out during the tenure of the Fellowship, that such work was carried out while holding the Fellowship.
12. A Fellowship may be terminated if the Fellow does not observe the conditions of his Fellowship or if the Post-Graduate Committee is not satisfied with the progress made by him. Any such termination shall be made by the Senate upon the recommendation of the Post-Graduate Committee which shall set forth the grounds upon which it is made.
13. The Senate may, from time to time and upon the recommendation of the Post-Graduate Committee, add to or amend these conditions.

The Walter and Eliza Hall Medical Research Fellowship

The Fellowship shall be awarded to promote original research in the interests of medical science and practice in Australia.

It shall be awarded in Lent Term, 1968, by and at the discretion of the Trustees of the Walter and Eliza Hall Trust, acting on a recommendation made by the Faculty of Medicine and endorsed by the Senate of the University of Sydney, to a graduate in Medicine of the University of Sydney of not more than five years' standing from his qualification by examination for his first degree in Medicine, provided that on the recommendation of the Senate in special cases and in the discretion of the Trustees, the Fellowship may be awarded to a graduate of more than five years' standing from such qualification.

The Fellowship shall be available for award for three years, beginning in 1968 and for a further period of three years beginning every fifth and fourth year alternately thereafter.

The tenure of the Fellowship shall normally be for one year in the first instance, but may be extended or renewed up to a maximum of three years. The Fellowship shall be tenable in the University of Sydney, or such other place in Australia as may be approved by the Senate on the recommendation of the Faculty. With the approval of the Dean and the Head of the Department concerned, a Fellow may spend a period of not more than twelve months abroad for a specific purpose.

Scholarships and Prizes: Post-graduate—(continued)

The Fellowship is of the annual value of twelve hundred pounds (£1,200) (\$2,400) payable quarterly in advance when held in Australia, and half-yearly in advance when held abroad.

Merck Sharp and Dohme Research Fellowship in Experimental Pharmacology

Established as a continuing Fellowship in 1963 by Merck Sharp and Dohme (Australia) Pty. Ltd. and awarded under the following conditions:

1. The name of the Fellowship shall be the Merck Sharp and Dohme Research Fellowship in Experimental Pharmacology.
2. The field of research shall be experimental pharmacology.
3. The Fellowship shall be tenable for two years at a salary of £1,500 (\$3,000) per annum.
4. The Fellowship shall be awarded by the Senate upon the recommendation of the Faculty of Medicine.

The company requires at the end of each academic year a concise report of the work done for submission to the Director of Research in the United States. The company further asks that any article to be published on research carried out by a Merck Sharp and Dohme Research Fellow during his tenure of the Fellowship should be submitted to the company before it is submitted to any journal.

The Research Fellowship in Ophthalmology

Founded in 1964 by a gift of £23,000 from an anonymous donor. The endowment may be used for a part-time research fellowship (at present £1,000 (\$2,000) p.a.) or, a full-time research fellowship (at present £3,000 (\$6,000) p.a.) or, a full-time training fellowship for medical graduates proceeding to a higher degree (present rates £1,831-£2,231 p.a. (\$3,662-\$4,462)) or, a travelling fellowship (at present £2,000 (\$4,000) p.a.) or, a grant-in-aid for research.

1. The name of the Fellowship shall be the Research Fellowship in Ophthalmology.
2. The Fellowship shall be awarded by the Professorial Board of the University of Sydney, acting on the recommendation of the Faculty of Medicine.
3. The Fellow shall carry out in the Sydney Eye Hospital, or in such other place or places as may be approved from time to time by the Faculty of Medicine, research and investigation into diseases of the eye and, in the first instance, specifically into diseases of the retina.
4. The Fellowship shall be tenable in the first instance for one year, but it may be renewed for one or more years at the discretion of the Professorial Board.

5. Each Fellow shall transmit to the Registrar half-yearly a formal report on the progress of his work, and the continued tenure of the Fellowship shall be subject to these reports being judged to be satisfactory. At the conclusion of the tenure of the Fellowship, each Fellow shall submit a paper or report embodying the results of his research and investigations.
6. The conditions governing the award of the Fellowship may be varied from time to time as the Senate thinks fit.

The Thomas and Ethel Mary Ewing Scholarships in Medicine

Established in 1964 by a bequest from Dr. Thomas Ewing to establish and maintain a travelling research scholarship or scholarships to be known as the Thomas and Ethel Mary Ewing Scholarship or Scholarships, to be awarded to graduates of the University of Sydney in the Faculty of Medicine and of the Sydney Teachers' College in rotation. The Scholarship in Medicine is awarded under the following conditions:

1. The name of the Scholarships shall be the Thomas and Ethel Mary Ewing Scholarships in Medicine.
2. The Scholarships shall be awarded to graduates in the Faculty of Medicine of the University of Sydney to enable them to carry out study or research in an overseas institution or institutions approved from time to time by the Faculty of Medicine.
3. The value of each Scholarship shall be at the rate of not less than £1,250 (\$2,500) per annum and not more than £2,500 (\$5,000) per annum.
4. The Scholarships shall be awarded for a period of up to one year in the first instance, but may be renewed for a second or third year.
5. The Scholarships will be awarded by the Faculty of Medicine on the recommendation of the Medical Research Committee.
6. No scholar shall be permitted, without the approval of the Vice-Chancellor, to occupy any salaried position or to undertake any employment for pay during the tenure of the Scholarship.
7. The scholar shall continue to hold the Scholarship in accordance with the above conditions only so long as his work is considered to be satisfactory by the Faculty of Medicine.
8. The number of Scholarships offered and the conditions governing the award of the Scholarships may be varied from time to time by the Professorial Board on the recommendation of the Faculty of Medicine.

Travelling Scholarships

The J. B. Watt Travelling Scholarships

Tenable by first-class Honours graduates in any Faculty for two years. Value, £A1,150 (\$A2,300) per annum.

Scholarships and Prizes: Post-graduate—(continued)

The James King of Irrawang Travelling Scholarship

Tenable by a graduate of not more than four years' standing from his qualification by examination for his first degree for not more than two years. Value, £A1,150 (\$A2,300) per annum.

The G. H. S. and I. R. Lightoller Scholarship

Tenable for one year with possible extension for a second and third year by a graduate in Arts, Medicine, Science, Veterinary Science, Agriculture and Engineering of not more than three years' standing from the time of graduation. Value, £A1,150 (\$A2,300) per annum.

The Baillieu Research Scholarship

Tenable for one year with possible extension for a second and third year by a graduate in Medicine, Law, Economics or Architecture of not more than three years' standing from time of graduation (with certain ex-service preferences (1914-1918 war)), if candidate is of sufficient merit.

The University of Sydney Post-Graduate Research Travelling Scholarship

Tenable for one year, may be extended for a second year, by a graduate of not more than four years' standing from qualification by examination for his first degree in any Faculty. Value, £A1,150 (\$2,300) per annum.

The Charles Gilbert Heydon Travelling Fellowship in the Biological Sciences

Tenable for post-graduate research in the Biological Sciences for one year, but may be renewed for a second year and, in exceptional circumstances, for a third year. Value, £1,350 (\$2,700) per annum.

The Eleanor Sophia Wood Travelling Fellowships

Tenable by persons who have been engaged full time for at least three years in teaching or post-graduate research in the University of Sydney for minimum and maximum periods of six and twelve months respectively. Value, £A1,500 (\$A3,000) per annum.

The Herbert Johnson Travel Grants

Grants may be made to graduates where they hold travelling scholarships or other travel grants and shall be made for the purpose of travel to or from Australia or from one place of research to another while overseas or for expenses in connection with their work provided that the maximum amount payable to any person from the fund in any year shall be £100 (\$200).

Commonwealth Scholarship and Fellowship Plan

Under the Commonwealth Scholarship and Fellowship Plan various British Commonwealth countries provide scholarships open to students

from other parts of the Commonwealth. Countries which have from time to time invited applications from Australian graduates for these scholarships are Britain, Canada, New Zealand, India, Pakistan, Ceylon, Malaya, Hong Kong, Nigeria, Rhodesia and Nyasaland, East Africa, Malta and Jamaica. They do not all invite applications every year.

Details of the awards offered by each country and information concerning the procedure for applying are available from the Registrar. Enquiries should be made well in advance, as applications frequently close some ten to twelve months before the beginning of the academic year in which the awards are tenable.

Graduates in Medicine may also apply for the following awards offered by external bodies:

The Rhodes Scholarship.

The Nuffield Foundation Dominion Travelling Fellowships.

The Services Canteens Trust Fund Post-Graduate Scholarship.

The Gowrie Post-Graduate Research Travelling Scholarships.

The General Motors-Holden's Limited Post-Graduate Research Fellowships.

The British Passenger Lines' Free Passage Scheme for University Graduates.

For full information about post-graduate scholarships see the 1966 edition of the University Calendar.

UNIVERSITY SOCIETIES

Sydney University Medical Society

The Medical Society is the oldest of the University Faculty Societies, having been founded in 1886 to "provide a common meeting ground for teachers, graduates and undergraduates in Medicine". Membership is open to all undergraduates in Medicine. The subscription is £1 5s. (\$2.50), which entitles the subscriber to membership for the whole of his undergraduate course and life membership after graduation. The main office of the Medical Society is in the basement of the Blackburn Building and the hours are 9.30 a.m. to 2 p.m. (There is a second office in the Anderson Stuart Building which is open irregularly.)

Members are encouraged to participate in all of the activities of the Medical Society, which include the following:

Publications: These include a newspaper, *Innominate*, which is scheduled to be printed twice in each academic term, and two annual publications, the *Sydney University Medical Journal* and the *Senior Year Book*. A charge is made for the latter.

Lecture Notes and Reprints of Examination Papers: Each new member is presented with a set of reprints of examination papers free of charge for Chemistry I and Physics I for the preceding five years, including deferred examinations. Similar sets of reprints for succeeding years (quiz and "objective" papers excluded) are sold by the Society for about 2d. per foolscap page. This also applies to official lecture notes for some subjects, where distribution of the notes is authorized by the lecturer.

Social: The Society organizes a variety of social functions including the Annual Medical Ball which is held in June, and the Annual Medical Dinner which is held in December. "Year" dinners have recently been reintroduced, with considerable success.

The Seventh Australian Medical Students' Association Convention will be held in Melbourne during University vacation, and students from each year are encouraged to attend. The Convention Programme comprises lectures, discussions and seminars from members of the teaching staff of the host Medical Faculty; tours of places of general and medical interest in the host state; and social events organized by the medical students (and their friends) in the host Medical Society. The Convention is an easy way of getting to meet your colleagues in other states and to observe how they are taught medicine. Early application is advised.

Lambie-Dew Oration: This is given annually in the Great Hall of the University to honour the work of the late PROFESSOR SIR HAROLD DEW and the late PROFESSOR C. G. LAMBIE, the first full-time Professors of Medicine and Surgery respectively in the University of Sydney. The

orator is a speaker of world renown in medical or scientific practice and teaching.

Inter-Faculty Competitions: The Medical Society, through its year representatives and other officers, organizes representation in the various inter-faculty competitions such as debating and all forms of sport for both men and women.

Lunch-Hour Films and Addresses: Films on medical topics are screened from time to time during the lunch hour, and occasionally an address on some topic of medical interest is given by an authority in a particular field.

Bursaries: The Society supports and administers the Clinical Years Bursary Fund, which makes grants to students in the clinical years who are suffering grave financial difficulty. It is intended that the scope of this fund should be widened to the fullest possible extent whenever money becomes available.

War Memorial Library Fund: The proceeds of the Annual Medical Ball each year are paid into the Society's War Memorial Library Fund, and funds allocated to the Medical Libraries of the University and the Teaching Hospitals for the purchase of text and reference books for the specific use of students.

Reports and Surveys: The Medical Society makes an important contribution to University life through sub-committees which are formed to investigate important matters seriously affecting student welfare, as they may arise.

Medical Society Bookshop—Savings on Books. The pioneer student book-scheme in this University, our bookshop has enabled students from Medicine II onwards to save a considerable proportion of the cost of textbooks, as well as providing specialized service and expert guidance. Although temporarily closed down during 1964 following the break with the Co-operative, the Medical Society Bookshop is now fully re-established and serves the entire medical faculty.

Instruments and Equipment. Instruments used in the three clinical years are sold at a discount of $12\frac{1}{2}\%$ through the Medical Society. Hitherto, it has not been considered economically possible to extend this service to the pre-clinical years, but it is hoped to organize an experimental sale of dissection instruments at reduced prices.

Second-Hand Book Exchange: Books lodged in the Society's office are sold at a price not exceeding two-thirds of the original for a charge of 10%. Because of restricted space, only the current editions of recommended books can be accepted and kept on display for six months. Second-hand First Year books are handled at a specially arranged sale during Orientation Week.

Information and Inquiries: The staff and councillors of the Medical Society are always prepared to discuss problems with members.

University Societies—(continued)

Students' Representative Council

Subject to the authority of the Senate of the University, the supreme governing authority in the student body is the Students' Representative Council. The student body consists of all students, matriculated or unmatriculated, who are duly enrolled for attendance at lectures. The Senate has ruled that all members of the student body must pay the Students' Representative Council a membership fee of £2 (\$4) per annum. Out of these fees the Council pays grants to Faculty societies in proportion to the number of students enrolled in each Faculty, and a levy to the national student organization, National Union of Australian University Students (N.U.A.U.S.).

The Students' Representative Council (S.R.C.) comprises representatives of the men and women students in the several Faculties, together with a president and other officers chosen by these representatives. The representatives of the men and women students are elected annually to the S.R.C. by a postal ballot amongst the students in each Faculty.

The S.R.C. offices are situated in the Mungo MacCallum Building at the rear of the Quadrangle. The full-time general secretary is in attendance daily from 9 a.m. till 5 p.m., and is always ready to assist in any way possible.

The Council conducts the affairs of the student body. It makes submissions to the University on behalf of students as a whole and representations on behalf of individual students in such cases as disciplinary action and exclusion. It also makes representations to governmental and other organizations in attempts to secure student concessions in such fields as taxation, housing and transport.

The S.R.C. also assists students through their clubs and societies. As well as providing direct financial assistance to the Faculty societies, it makes meeting rooms, locker space, duplicating and other secretarial services available to all registered clubs.

The Council organizes Commemoration Day and four Annual Balls. In co-operation with the University, the Council directs Orientation Week for new students before the commencement of Lent Term each year. It publishes a literary magazine, *Hermes*, a weekly student newspaper, *Honi Soit*, a students' handbook and a songbook.

In 1932 the Council established a Bursary Fund for the assistance of needy and deserving students who experience financial difficulty before completing their courses. The fund is designed to assist students by means of an outright payment or by loan, with or without interest. Assistance given is strictly confidential and formalities are reduced to a minimum. Students may apply personally or by confidential letter to either the Adviser to Women Students or the President of the Council.

Sydney University Union

The Union, which was founded in 1874, is the oldest of the University societies. It is a fully appointed non-residential club in the University grounds. All male students are required to become members.

The Union provides a variety of services to its members in the form of common rooms, games rooms, extensive catering services (including the services operated in the Oval Tea Room and the Stephen Roberts Theatre Foyer), discount and trading services (the Union Exchange, Mercery and other discount arrangements) as well as the Union Theatre. Among activities such a Union dinners is the regular Union Night Debate, a weekly meeting dating back to the foundation of the Union.

The *Union Recorder*, a weekly record of events within the University, is published each Thursday during term.

The Union, together with the Women's Union, also operates the Wentworth Building, a temporary branch union in City Road.

Sydney University Women's Union

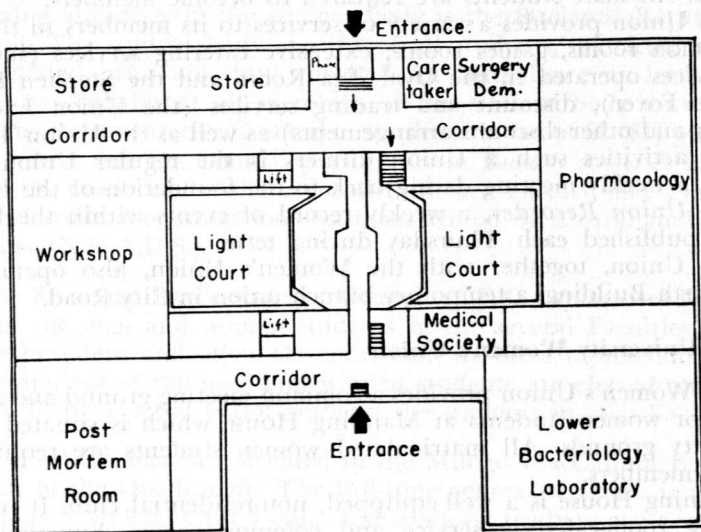
The Women's Union provides a common meeting ground and a social centre for women students at Manning House which is situated in the University grounds. All matriculated women students are required to become members.

Manning House is a well-equipped, non-residential club. It provides a dining room-cafeteria service and common rooms. Functions held during the year include members' evenings, open meetings and debates.

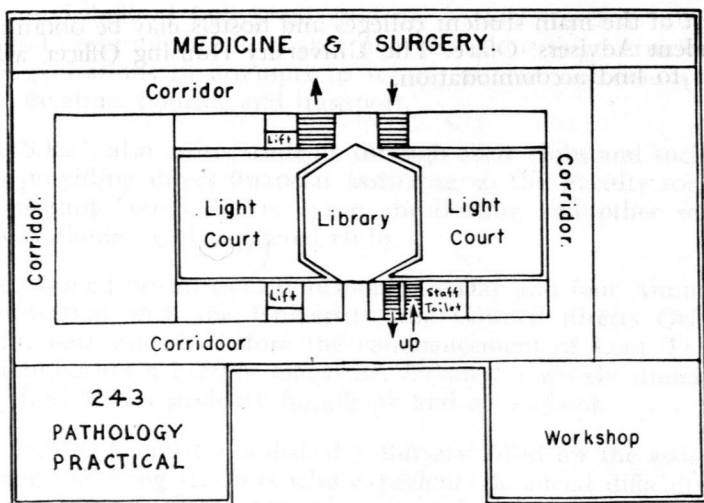
University Colleges and Other Residences

A list of the main student colleges and hostels may be obtained from the Student Advisers' Office. The University Housing Officer will assist students to find accommodation.

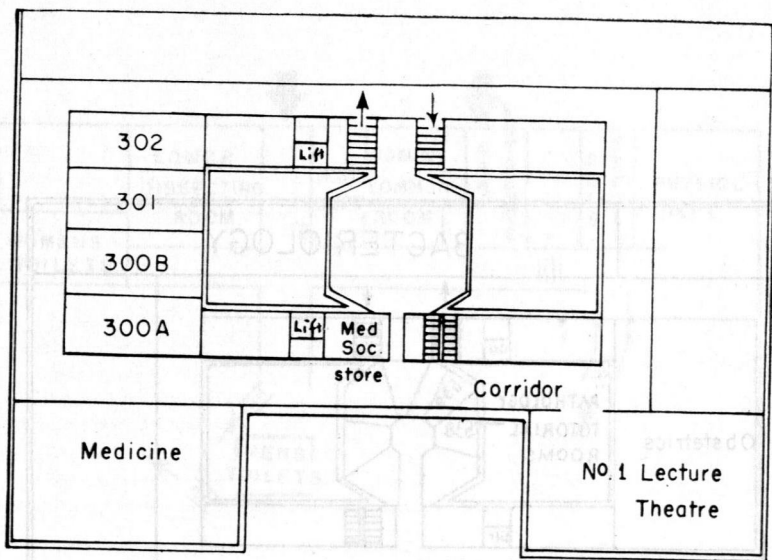
BLACKBURN BUILDING (Formerly known as New Medical School)



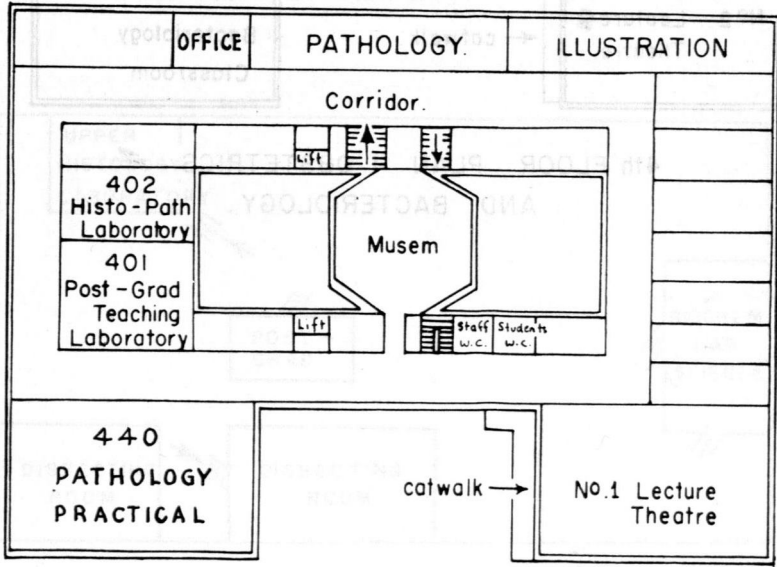
GROUND FLOOR PLAN : PHARMACOLOGY.



FIRST FLOOR PLAN MEDICINE AND SURGERY.

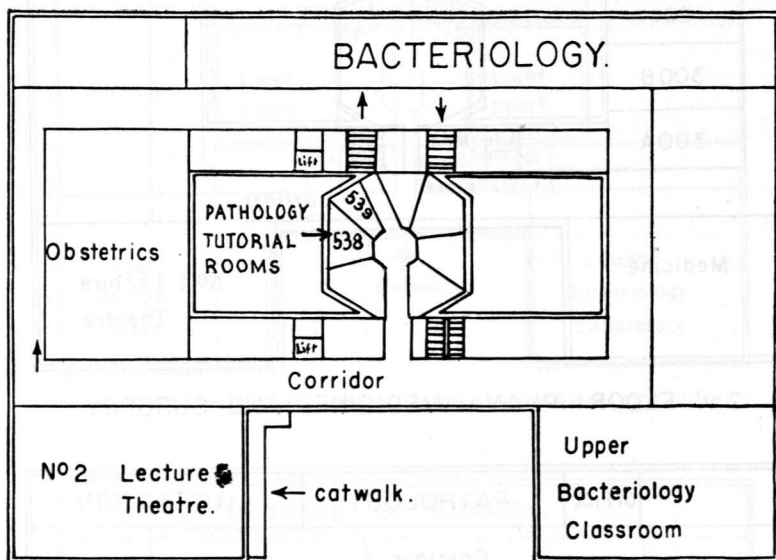


2nd FLOOR PLAN : MEDICINE AND SURGERY



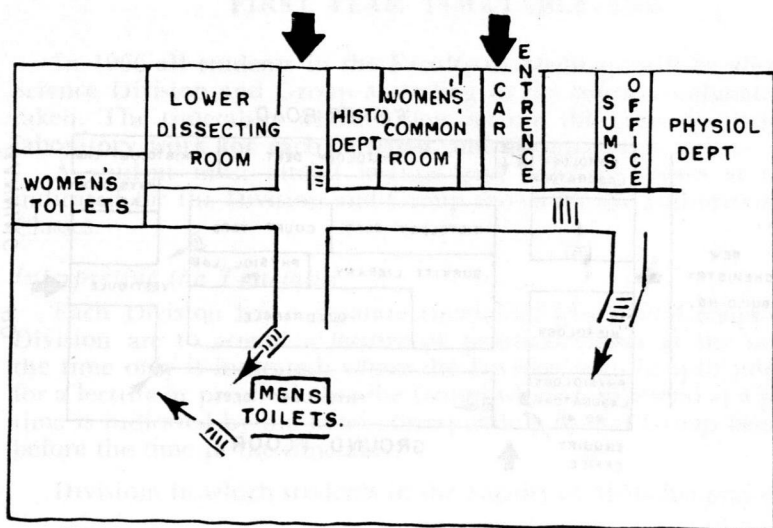
3rd FLOOR PLAN : PATHOLOGY

BLACKBURN BUILDING
(Formerly known as New Medical School)

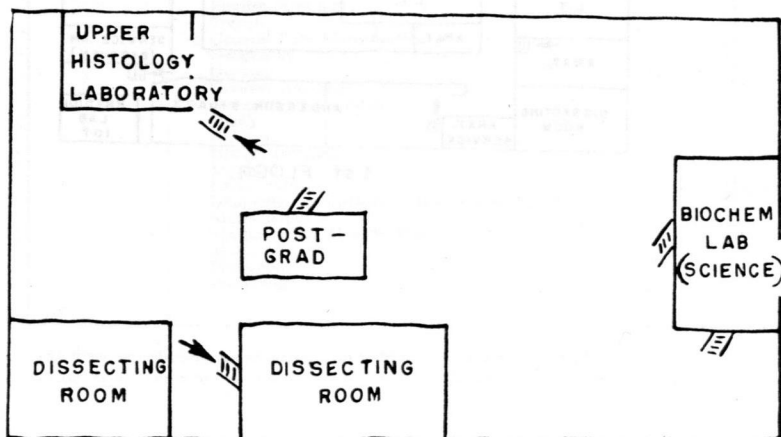


4th FLOOR PLAN : OBSTETRICS
AND BACTERIOLOGY.

ANDERSON STUART BUILDING
 (Formerly known as Old Medical School)

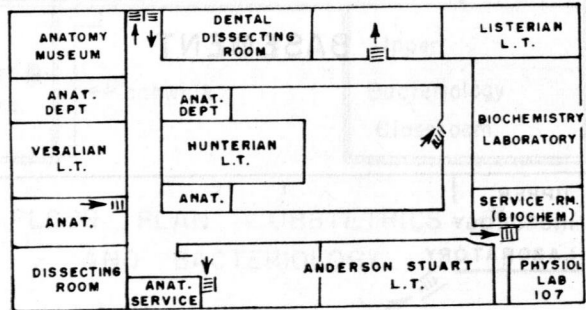
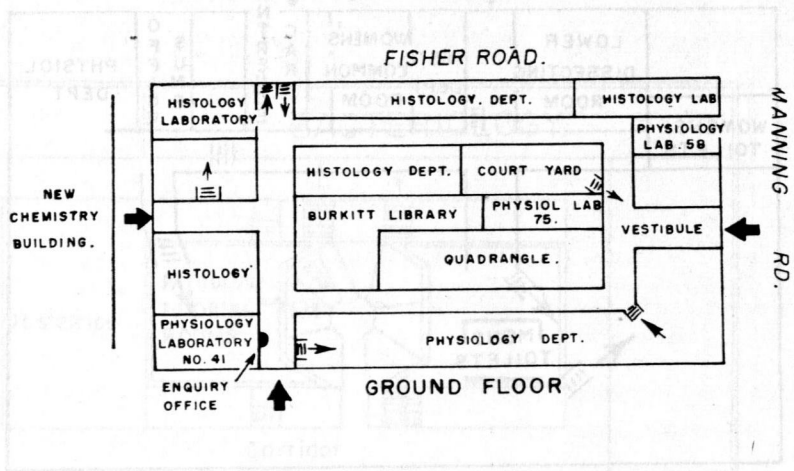


BASEMENT



ATTIC

ANDERSON STUART BUILDING
 (Formerly known as Old Medical School)



FIRST YEAR TIMETABLE—1966

In 1966 all students in the Faculty of Medicine will be allotted to a Science Division and Group according to the course combination being taken. The timetables which follow set out the times for lectures and laboratory work for each Division and Group.

A student must attend lectures and practical classes at the times indicated for the Division and Group shown on his Authority to Attend Classes.

Interpreting the Timetable

Each Division has a separate timetable; where all Groups within a Division are to attend a lecture or practical classes at the same time, the time only is indicated; where the Division is to be split into Groups for a lecture or practical class the Group which is to attend at a particular time is indicated by the letter corresponding to that Group being placed before the time in the timetable.

Divisions in which students in the Faculty of Medicine may enrol are:

Faculty	Combinations of First Year Courses	Division
MEDICINE	Chemistry—Physics—Biology <i>and</i>	—
	Anthropology	—
	Archaeology	—
	Chinese	—
	Economics (evening)	10
	Economic History (evening)	10
	English (evening)	10
	French	8
	General Pure Mathematics	2
	Geography	8
	Geology	9
	German (evening)	10
	Government (evening)	10
	Greek	8
	Hebrew	—
	History (evening)	10
	Japanese	—
	Latin (evening)	10
	Indonesian and Malayan Studies (evening)(a)	10
	Mathematics	2
	Mathematics—General Pure	2
	Music	—
Philosophy	9	
Psychology	8	

- Courses or combinations of courses not available in 1966 are designated “—”.
- Courses or combinations of courses which may not be available in 1966 are designated “a”.

DIVISION 2

Groups D, E and F

Engineering, Dentistry, Medicine and Pharmacy students taking the combination:

Chemistry—Physics—Mathematics (Pure and Applied)—Biology

and

Medicine students taking the combination:

Chemistry—Physics—General Pure Mathematics—Biology

Course	Foot- notes	Location	Mon.	Tues.	Wed.	Thur.	Fri.
Chemistry IA ..		Chem. Theatres 1 & 3	12	—	9	—	9
Chemistry IB ..		Chem. Theatres 2 & 4	12	—	9	—	9
Prac. Chem.		Chem. Theatre 3 then Laboratories	—	D, E: 2-5	—	—	F: 2-5
Physics IA		Roberts Theatre	10	—	10	—	10
Physics IB & Ic ..		Carslaw Theatres	10	—	10	—	10
Prac. Phys. ..		Carslaw Labs. 7, 8, 9 & 10	E: 2-5	—	D, F: 2-5	—	—
Mathematics—							
IA (Dist.) ..	(1)	{ Carslaw Theatres 3 & 6 Roberts Theatre	—	10	—	10	—
IA Tutorial ..			11	—	11	—	11
IB (Pass) ..	(1)	{ Wallace Theatre & Carslaw Theatres 9, 10, 11, 12 Wallace Theatre & Carslaw Theatre 4	—	10	—	10	—
IB Tutorial ..			11	—	11	—	11
General Pure Mathematics	(2), (3)	Carslaw Theatre 5	11	11	11	11	11
Biology I	(4)	Carslaw Theatre 5	9	9	—	9	—
Prac. Biol. ..		Carslaw Labs. 3, 4 & 5	F: 2-5	—	E: 2-5	D: 2-5	—

- (1) All Mathematics I students shall attend the lectures at both 10 a.m. and 11 a.m. at the locations indicated.
- (2) Students taking General Pure Mathematics will be required to attend an additional one hour per week for computing and tutorial work at times to be arranged.
- (3) General Pure Mathematics is not available for Engineering students.
- (4) Tutorials at times to be arranged.

DIVISION 8

Groups Q, R, S and T

Science, Medicine, Dentistry students taking the combination:

Chemistry—Physics—Biology together with Psychology or Geography or French or Greek

Group Q: Chemistry I, Physics Ic, Biology I, Psychology I.

Group R: Chemistry I, Physics Ib or Ic, Biology I, Psychology I.

Group S: Chemistry I, Physics Ib or Ic, Biology I, Geography I.

Group T: Chemistry I, Physics Ib or Ic, Biology I, French I or Geography I.

Group Q

Course	Foot- notes	Location	Mon.	Tues.	Wed.	Thur.	Fri.
Chemistry IA ..		Chem. Theatre 4	3	—	3	3	—
Chemistry Ib ..		Chem. Theatre 1	3	—	3	3	—
Prac. Chem. ..		Chem. Theatre 3 then Laboratories	—	9-12	—	—	—
Physics Ic		Carslaw Theatre	—	12	—	12	12
Prac. Phys. ..		Carslaw Labs. 7 & 8	—	—	—	9-12	—
Biology I	(1)	Carslaw Theatre 10	9	—	9	—	9
Prac. Biology ..		Carslaw Labs. 3, 4 & 5	—	2-5	—	—	—
Psychology I ..	(1)		—	—	2	2	2

(1) Tutorials at times to be arranged.

Groups R, S and T

Course	Foot- notes	Location	Mon.	Tues.	Wed.	Thur.	Fri.
Chemistry IA ..		Chem. Theatre 4	3	—	3	3	—
Chemistry Ib ..		Chem. Theatre 1	3	—	3	3	—
Prac. Chem. ..		Chem. Theatre 3 then Laboratories	—	—	—	10-1	—
Physics Ib & Ic		Carslaw Theatres	4	—	4	4	—
Prac. Phys. ..		Carslaw Labs. 7, 8, 9, 10	—	R, S: 2-5	T: 10-1	—	—
Biology I	(1)	Carslaw Theatre 4	10	—	9	—	9
Prac. Biology ..		Carslaw Labs. 3, 4 & 5	—	T: 2-5	R: 10-1	—	S: 10-1
Psychology I ..	(1)		11	9	—	9	—
Geography I ..	(2)	Old Geology Th.	—	9	—	9	—
Prac. Geogr. ..		Carslaw Room 6	—	—	—	—	S: 2-5
French I			1	9	—	9	10
Greek I			11	9	—	9	11

(1) Tutorials at times to be arranged.

(2) Evening lectures are also available.

DIVISION 10

Group V

Dentistry and Medicine students taking the combination:

Chemistry—Physics—Biology together with Economics, Economic History,
English, German, Government, Indonesian and Malayan Studies,
History or Latin

Course	Foot- notes	Location	Mon.	Tues.	Wed.	Thur.	Fri.
Chemistry IA ..		Chem. Theatre 1	9	9	—	9	—
Chemistry IB ..		Chem. Theatre 4	9	9	—	9	—
Prac. Chem. ..		Chem. Theatre 3 then Laboratories	—	—	10-1	—	—
Physics IB & IC ..		Carslaw Theatres	4	—	4	4	—
Prac. Phys. ..		Carslaw Labs. 7, 8, 9, 10	—	—	—	—	2-5
Biology I ..	(1)	Carslaw Theatre 4	10	—	9	—	9
Prac. Biology ..		Carslaw Labs. 3, 4 & 5	—	—	—	10-1	—
Economics I (evening) ..			—	5.15	7.15	—	5.15
Econ. Hist. I ..			—	7.15	6.15	5.15	—
English I .. (evening)	(1), (2)		5.15	5.15	—	6.15 7.15	—
German I .. (evening)			6.15 7.15	—	7.15 8.15	—	—
Government I .. (evening)			6.15	6.15	5.15	—	—
Indonesian & Malayan Studies I (evening) ..	(3)		—	—	—	—	—
History I .. (evening)	(1)		—	7.15	5.15 8.15	—	—
Latin I .. (evening)			5.15 9.15	6.15	—	—	—

(1) Tutorials at times to be arranged.

(2) Monday lecture at 5.15 p.m. in first week of Lent Term only.

(3) At times to be arranged.



DIVISION 10

Group V

Theory and practice consistent with the conditions.

Language - French - Works together with Economics, Economic History, Social, German, Government, Indonesian and Malay Studies, History and Law.

Course	Exam- notes	Location	Sun.	Mon.	Tue.	Wed.	Thurs.	Fri.
Theatre 1A		Civic Theatre 1	1	2				
Theatre 1B		Civic Theatre 1	3	4				
Theatre 2A		Civic Theatre 2 Municipal Theatre			1	2		
Theatre 2B		Civic Theatre 2	3	4				
Theatre 3		Civic Theatre 3				1	2	
Theatre 4		Civic Theatre 4	3	4				
Theatre 5		Civic Theatre 5				1	2	
Theatre 6		Civic Theatre 6	3	4				
Theatre 7		Civic Theatre 7				1	2	
Theatre 8		Civic Theatre 8	3	4				
Theatre 9		Civic Theatre 9				1	2	
Theatre 10		Civic Theatre 10	3	4				
Theatre 11		Civic Theatre 11				1	2	
Theatre 12		Civic Theatre 12	3	4				
Theatre 13		Civic Theatre 13				1	2	
Theatre 14		Civic Theatre 14	3	4				
Theatre 15		Civic Theatre 15				1	2	
Theatre 16		Civic Theatre 16	3	4				
Theatre 17		Civic Theatre 17				1	2	
Theatre 18		Civic Theatre 18	3	4				
Theatre 19		Civic Theatre 19				1	2	
Theatre 20		Civic Theatre 20	3	4				

THE UNIVERSITY OF SYDNEY

